

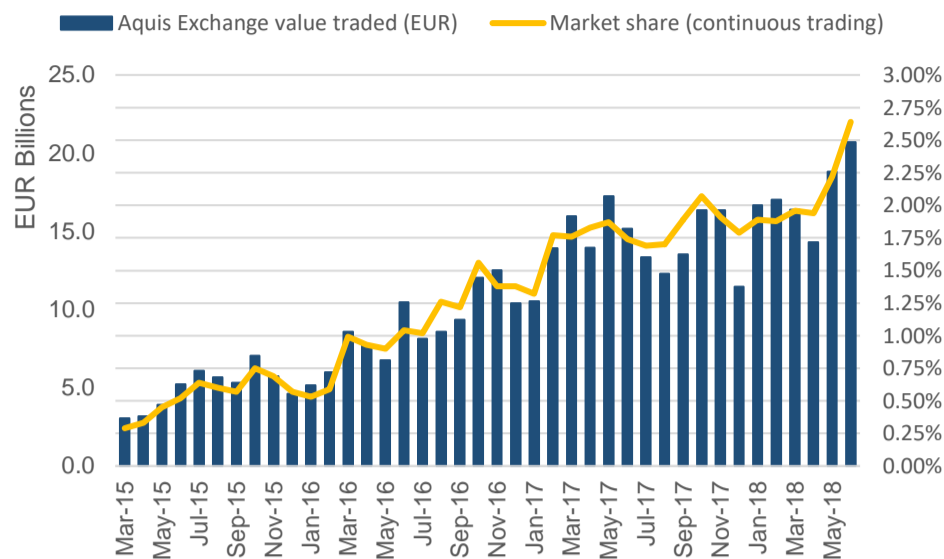
Aquis Exchange Monthly Statistics

Month: Jun-2018
 Value traded (EUR): € 20,706,209,559
 Volume (no. of shares): 1,527,418,438

Trading by Market

Market	Value Traded
Frankfurt	€ 4,084,403,110
London	€ 3,981,506,770
Paris	€ 3,382,180,300
Zurich	€ 3,188,045,370
Milan	€ 1,597,240,460
Amsterdam	€ 1,210,067,700
Stockholm	€ 754,705,360
Madrid	€ 634,156,670
Copenhagen	€ 552,641,750
Helsinki	€ 415,038,220
Brussels	€ 338,633,970
Oslo	€ 331,422,260
London IDR	€ 110,970,090
Lisbon	€ 75,499,670
Vienna	€ 49,697,560

Aquis Exchange value traded per month



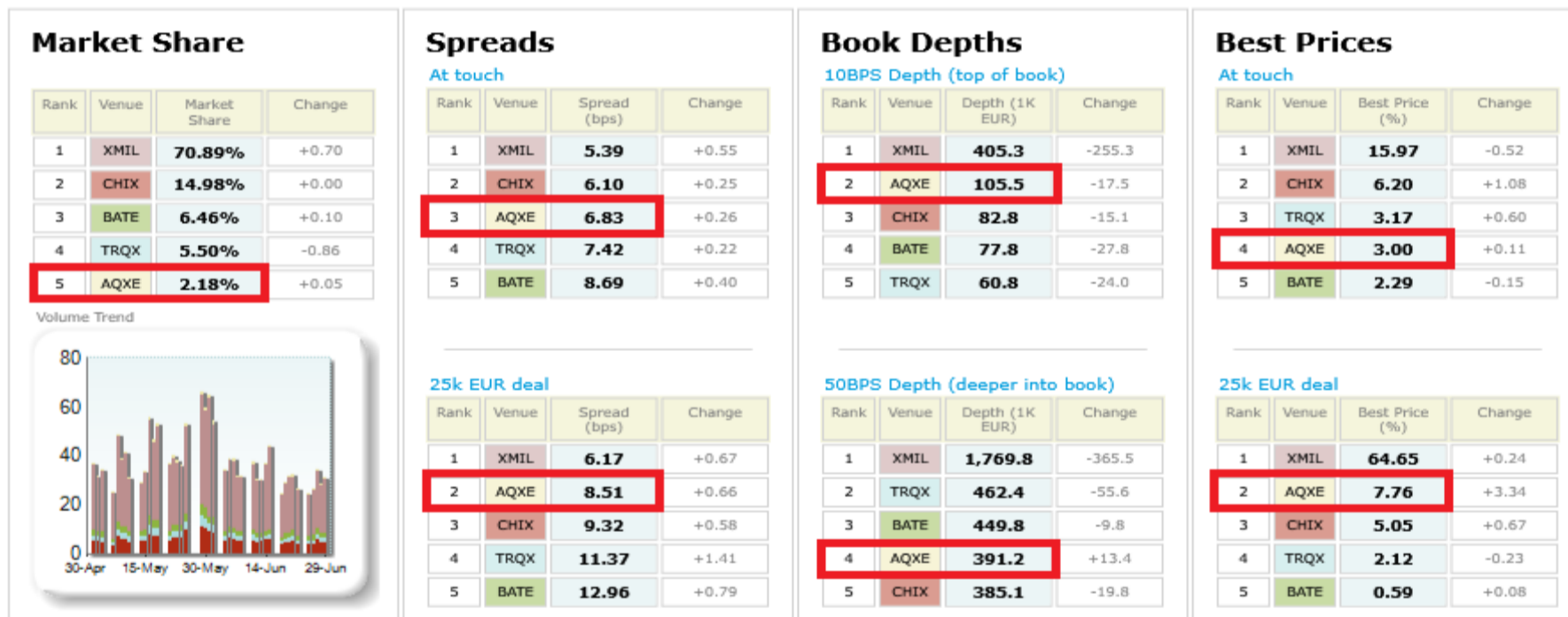
Monthly Top Stocks by Value (EUR)

Stock	Symbol	Value Traded
Nestle SA	NESNz	€ 449,816,530
Novartis AG	NOVNz	€ 413,674,970
Roche Holding AG	ROGz	€ 396,762,200
Bayer AG	BAYNd	€ 316,454,120
Intesa Sanpaolo SpA	ISPm	€ 258,806,100
Total SA	FPP	€ 246,063,430
Siemens AG	SIEd	€ 216,439,090
UniCredit SpA	UCGm	€ 214,764,860
SAP AG	SAPd	€ 198,390,560
Daimler AG	DAId	€ 194,973,310

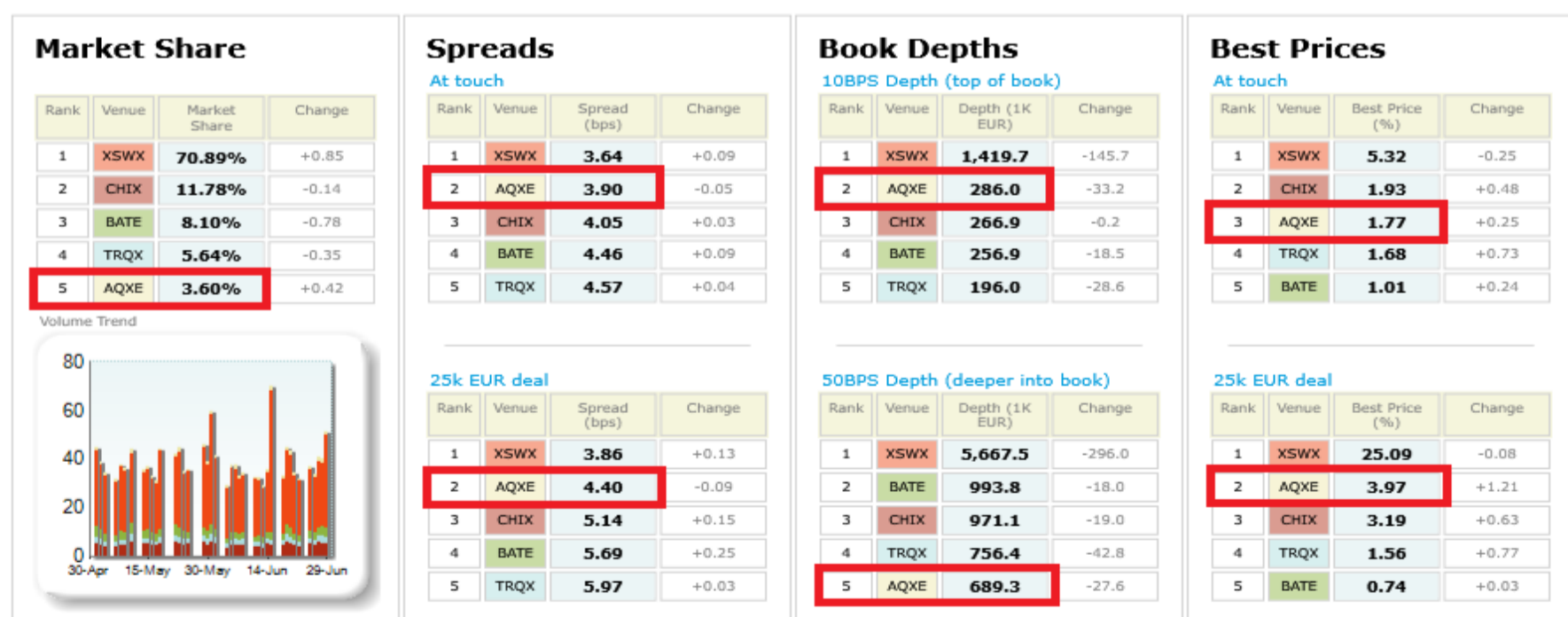
Monthly Top Stocks by Market Share (continuous trading)

Stock	Symbol	Market Share
Jardine Lloyd Thompson Group PLC	JLTI	15.8%
Befimmo	BEFBb	12.6%
Genus PLC	GNSI	10.0%
Semapa	SEMu	9.5%
NEX Group PLC	NXGI	8.7%
Thomas Cook Group PLC	TCGI	8.1%
Fortum OYJ	FORTMh	7.2%
Outotec OYJ	OTE1Vh	6.8%
Konecranes OYJ	KCRh	6.8%
Novartis AG	NOVNz	6.8%

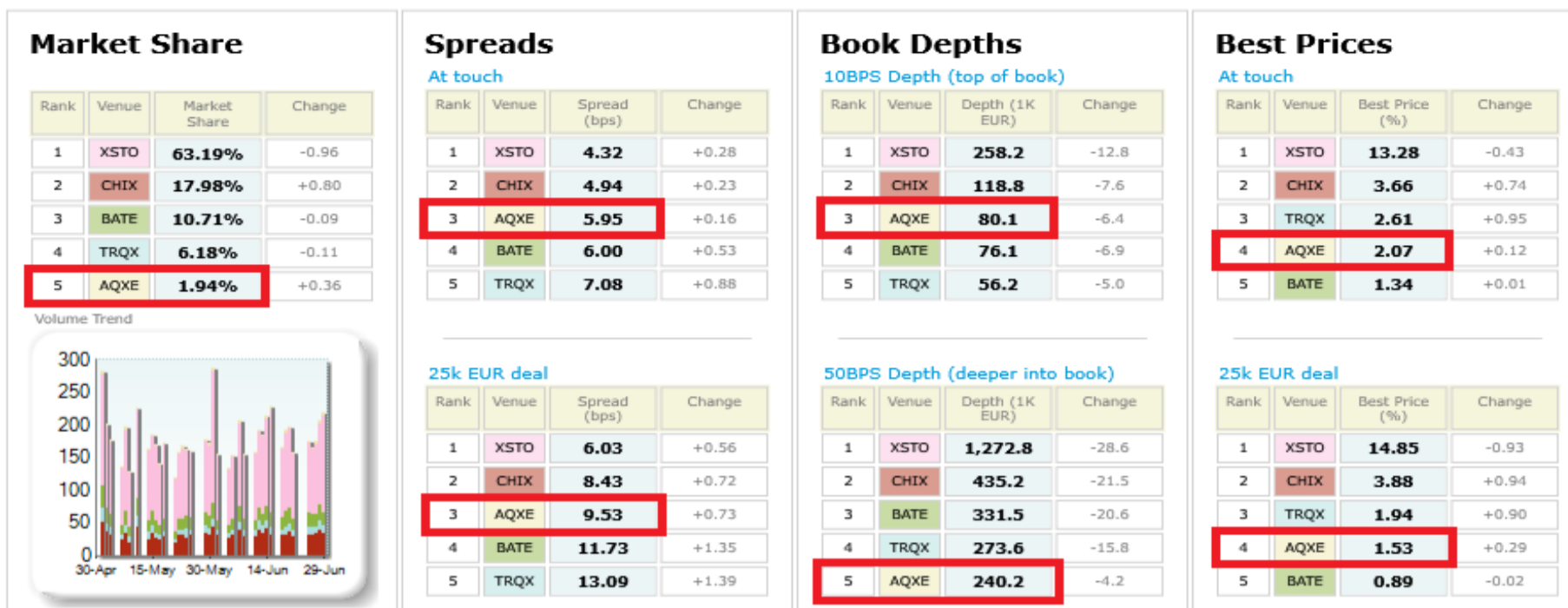
Italian 40 LiquidMetrix Battlemap*



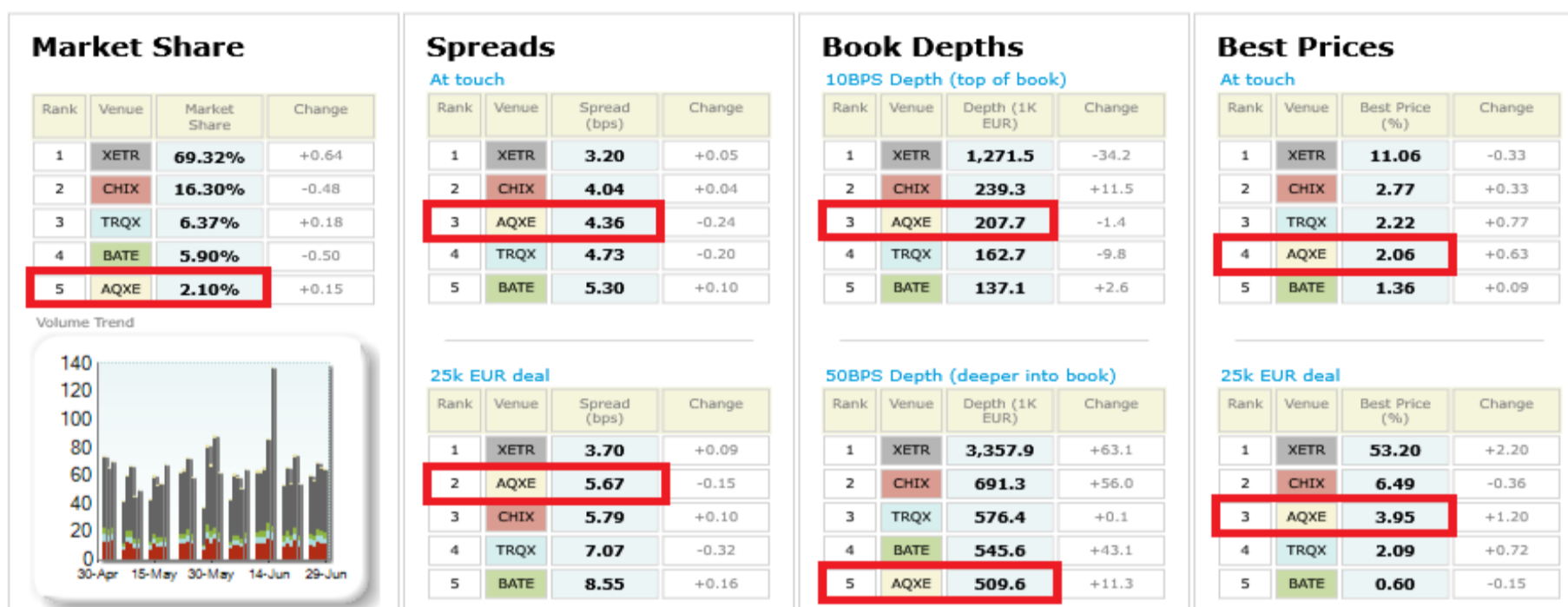
Swiss 20 LiquidMetrix Battlemap*



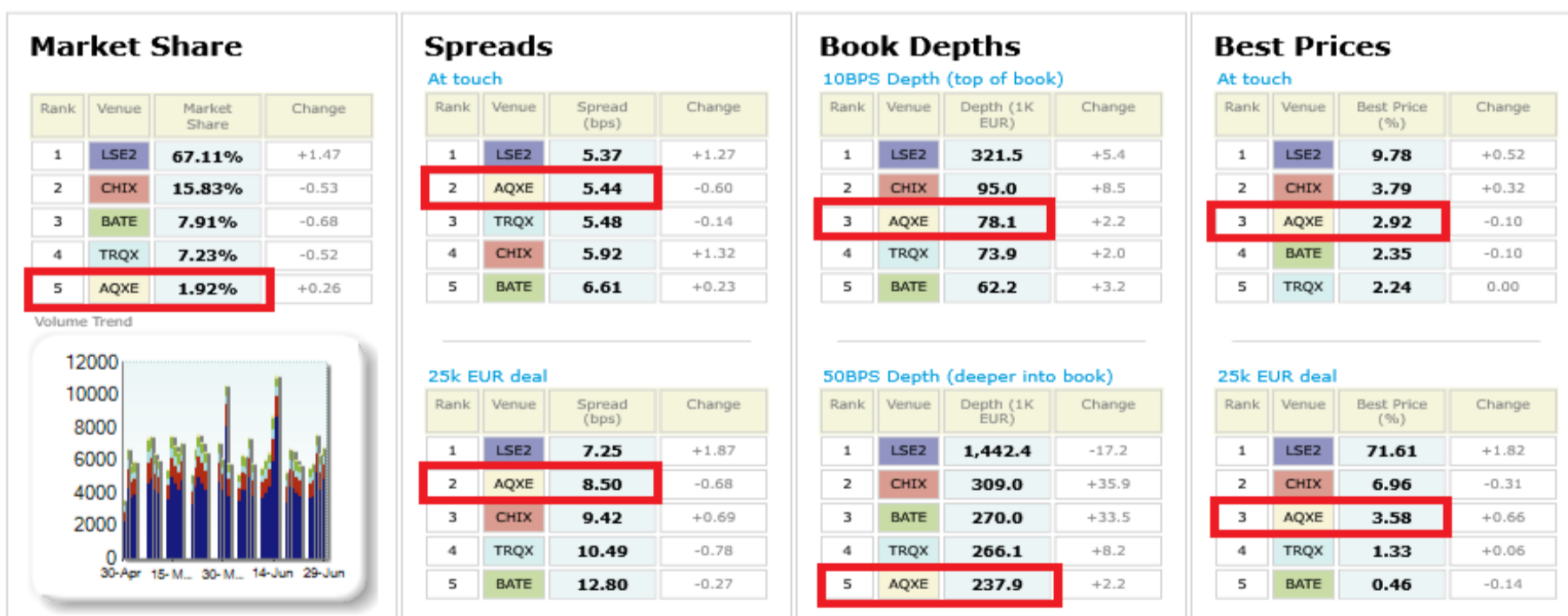
Swedish 30 LiquidMetrix Battlemap*



German 30 LiquidMetrix Battlemap*



UK 100 LiquidMetrix Battlemap*



LiquidMetrix definitions:

- **Spreads** measure the bid to offer spread of the best visible orders in the book. The result is averaged over the stocks in the index and is based on measurements of the order book every 30 seconds. The value for the spread is quoted in basis points (0.01%).
- **Market depth** measures the amount of visible liquidity (bids and offers) in the order book within 10 and 50 BPS of mid price. The result is averaged over the stocks in the index and is based on measurements of the order book every 30 seconds. This is quoted in '000s of EUR.
- **Best Price %** measures how often each venue posts an absolute best price (no ties) for stocks. The result is averaged over the stocks in the index and is based on measurements of the order book every 5 seconds.

LiquidMetrix
Best Execution, Quantified

AQUIS[®]
EXCHANGE

*Statistics relating to spreads and book depths have been sourced from LiquidMetrix.

© Aquis Exchange PLC 2018. Aquis Exchange PLC is authorised and regulated by the Financial Conduct Authority.

This report is for general information only and does not constitute investment advice or an offer, solicitation or recommendation to acquire or dispose of any investment or to engage in any other transaction. Although care is taken to ensure that the information is accurate and up to date, Aquis cannot accept any responsibility for mistakes or omissions.