

Aquis Exchange Monthly Statistics

Month: May-2018
 Value traded (EUR): € 18,826,999,182
 Volume (no. of shares): 1,476,111,130

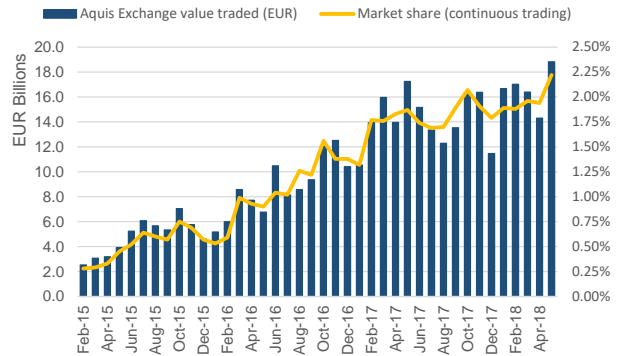
Trading by Market

Market	Value Traded
London	€ 3,476,827,770
Frankfurt	€ 3,363,777,840
Paris	€ 3,163,045,090
Zurich	€ 2,584,074,450
Milan	€ 2,082,087,640
Amsterdam	€ 1,263,070,560
Madrid	€ 660,945,580
Stockholm	€ 619,658,670
Copenhagen	€ 508,661,540
Helsinki	€ 356,887,540
Brussels	€ 313,450,090
Oslo	€ 278,952,590
Lisbon	€ 82,720,710
London IDR	€ 51,670,080
Vienna	€ 21,168,690

Monthly Top Stocks by Value (EUR)

Stock	Symbol	Value Traded
Intesa Sanpaolo SpA	ISPM	€ 407,269,510
UniCredit SpA	UCGM	€ 356,346,780
Nestle SA	NESNZ	€ 318,535,910
Novartis AG	NOVNZ	€ 293,859,130
Roche Holding AG	ROGZ	€ 285,657,040
Royal Dutch Shell PLC	RDSAa	€ 283,862,200
Total SA	FPp	€ 266,947,810
Enel SpA	ENELm	€ 227,459,750
Siemens AG	SIED	€ 217,144,510
Royal Dutch Shell PLC	RDSBI	€ 195,105,120

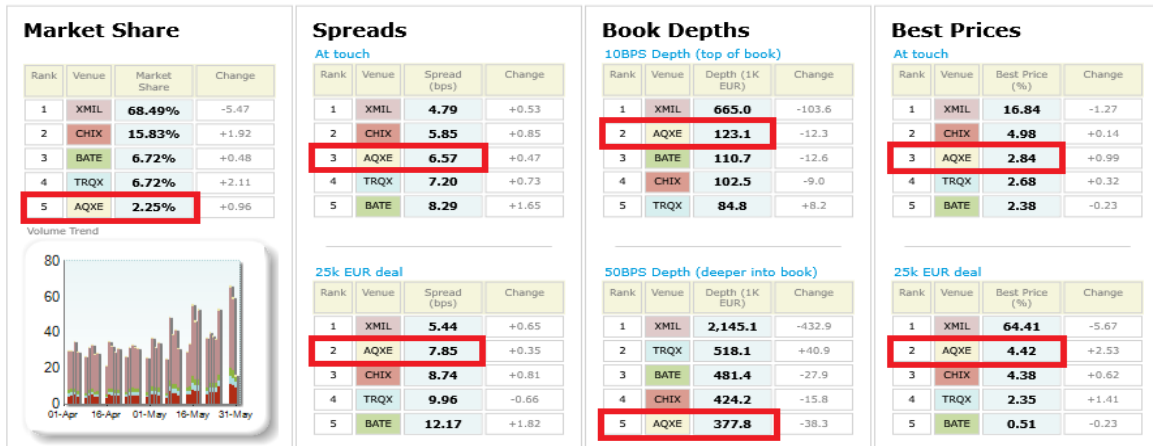
Aquis Exchange value traded per month



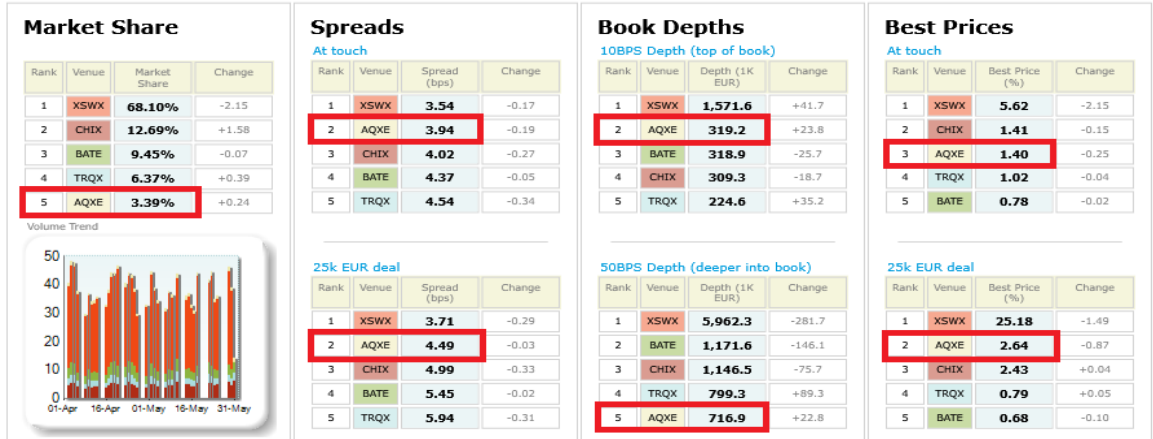
Monthly Top Stocks by Market Share (continuous trading)

Stock	Symbol	Market Share
Jardine Lloyd Thompson Group PLC	JLTI	12.2%
Befimmo	BEFBb	10.5%
Genus PLC	GNSI	9.5%
Semapa	SEMu	8.1%
Aggreko PLC	AGKI	6.9%
Man Group PLC	EMGI	6.3%
Cargotec Oyj	CGCBVh	6.3%
Fortum OYJ	FORTMh	5.9%
Capgemini SE	CAPP	5.7%
Novartis AG	NOVNZ	5.7%

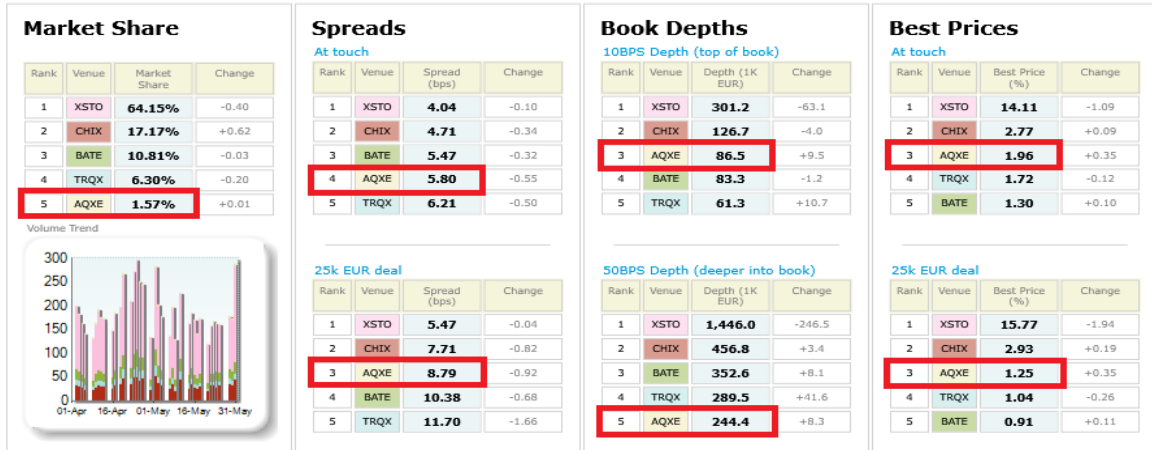
Italian 40 LiquidMetrix Battlemap*



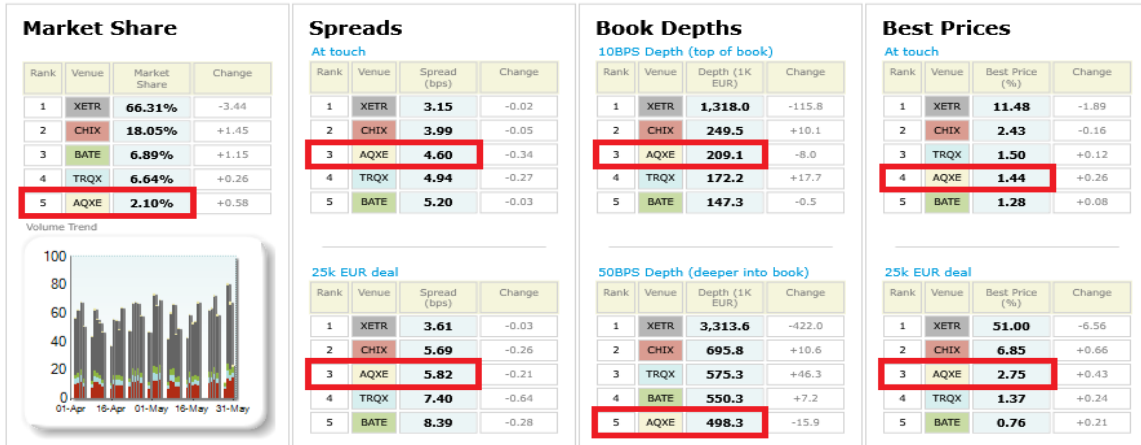
Swiss 20 LiquidMetrix Battlemap*



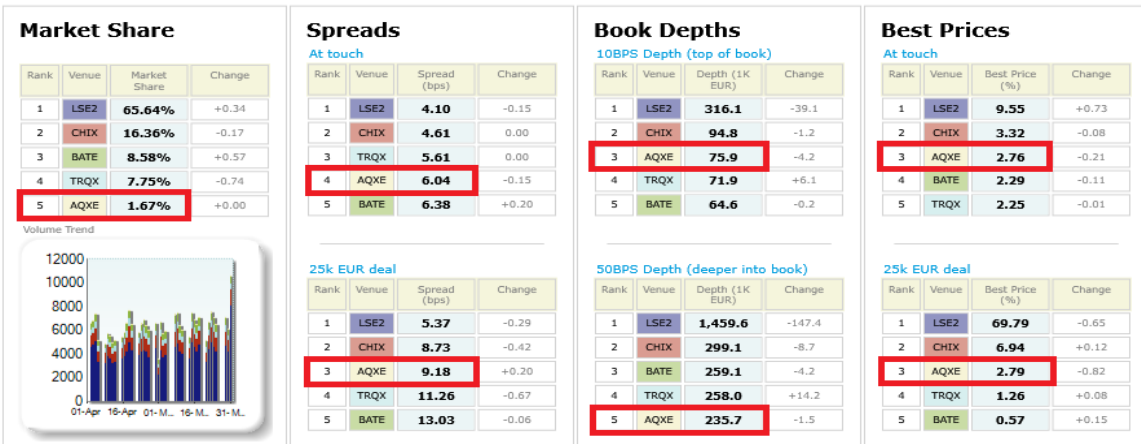
Swedish 30 LiquidMetrix Battlemap*



German 30 LiquidMetrix Battlemap*



UK 100 LiquidMetrix Battlemap*



LiquidMetrix definitions:

- **Spreads** measure the bid to offer spread of the best visible orders in the book. The result is averaged over the stocks in the index and is based on measurements of the order book every 30 seconds. The value for the spread is quoted in basis points (0.01%).
- **Market depth** measures the amount of visible liquidity (bids and offers) in the order book within 10 and 50 BPS of mid price. The result is averaged over the stocks in the index and is based on measurements of the order book every 30 seconds. This is quoted in '000s of EUR.
- **Best Price %** measures how often each venue posts an absolute best price (no ties) for stocks. The result is averaged over the stocks in the index and is based on measurements of the order book every 5 seconds.

*Statistics relating to spreads and book depths have been sourced from LiquidMetrix.

© Aquis Exchange Limited 2018. Aquis Exchange Limited is authorised and regulated by the Financial Conduct Authority. This report is for general information only and does not constitute investment advice or an offer, solicitation or recommendation to acquire or dispose of any investment or to engage in any other transaction. Although care is taken to ensure that the information is accurate and up to date, Aquis cannot accept any responsibility for mistakes or omissions.