

Aquis Exchange Monthly Statistics

Month: Apr-2018
 Value traded (EUR): € 14,302,684,077
 Volume (no. of shares): 1,050,858,380

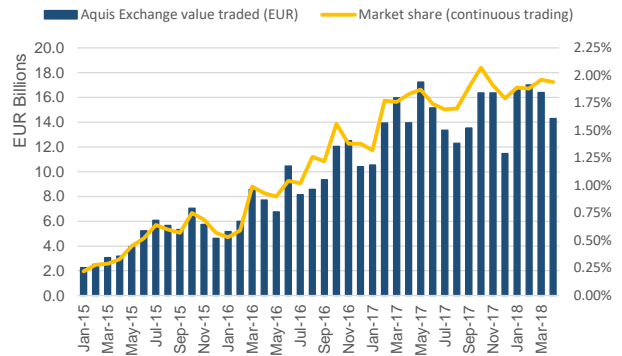
Trading by Market

Market	Value Traded
London	€ 3,150,984,200
Paris	€ 2,576,715,580
Zurich	€ 2,372,294,550
Frankfurt	€ 2,228,047,270
Amsterdam	€ 988,497,150
Milan	€ 778,177,980
Stockholm	€ 576,949,800
Madrid	€ 499,582,900
Copenhagen	€ 283,194,840
Helsinki	€ 270,413,270
Oslo	€ 253,752,770
Brussels	€ 205,116,590
Lisbon	€ 55,675,760
London IDR	€ 41,941,580
Vienna	€ 21,339,570

Monthly Top Stocks by Value (EUR)

Stock	Symbol	Value Traded
Nestle SA	NESNz	€ 420,219,680
Novartis AG	NOVNz	€ 343,594,590
Roche Holding AG	ROGz	€ 213,157,270
Royal Dutch Shell PLC	RDSAa	€ 207,715,910
Total SA	FPp	€ 198,641,610
Deutsche Telekom AG	DTEd	€ 173,265,380
ASML Holding NV	ASMLa	€ 171,577,290
Vivendi SA	VIVp	€ 166,879,590
Zurich Insurance Group AG	ZURNz	€ 159,362,690
Royal Dutch Shell PLC	RDSBI	€ 147,187,720

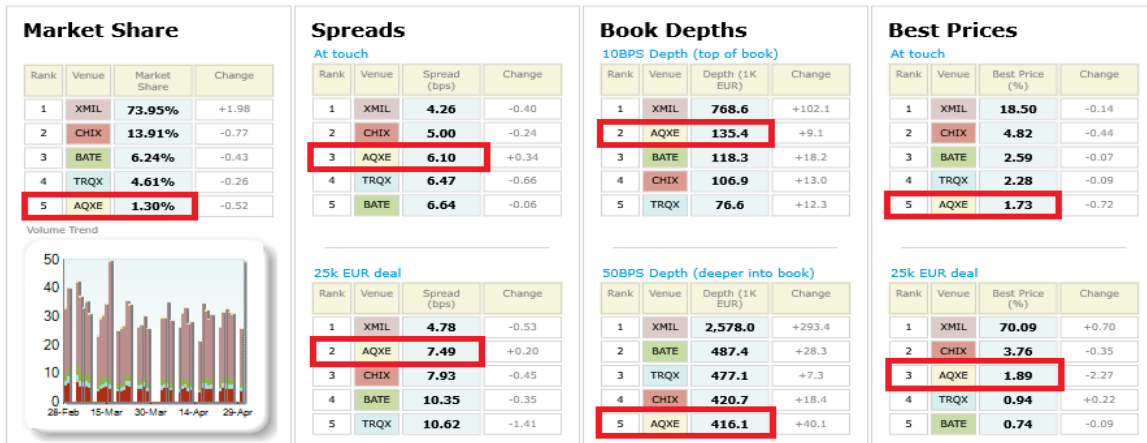
Aquis Exchange value traded per month



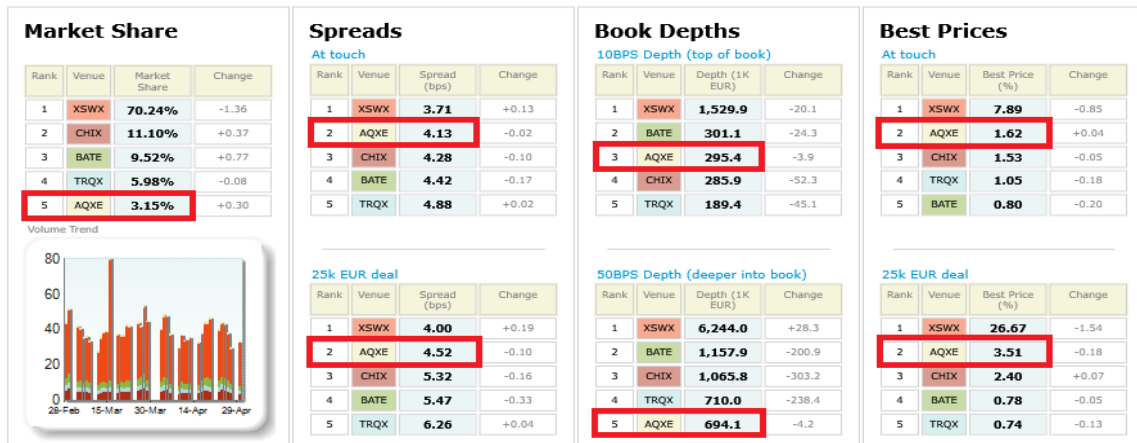
Monthly Top Stocks by Market Share (continuous trading)

Stock	Symbol	Market Share
Jardine Lloyd Thompson Group PLC	JLTI	9.7%
Aggreko PLC	AGKI	8.4%
Tate and Lyle PLC	TATEI	8.3%
Legal & General Group PLC	LGENI	7.9%
Befimmo	BEFBb	7.7%
Sky PLC	SKYI	7.7%
UBM PLC	UBMI	7.2%
Royal Dutch Shell PLC	RDSBI	6.2%
BTG PLC	BTGI	6.1%
Lonza Group AG	LONNz	6.1%

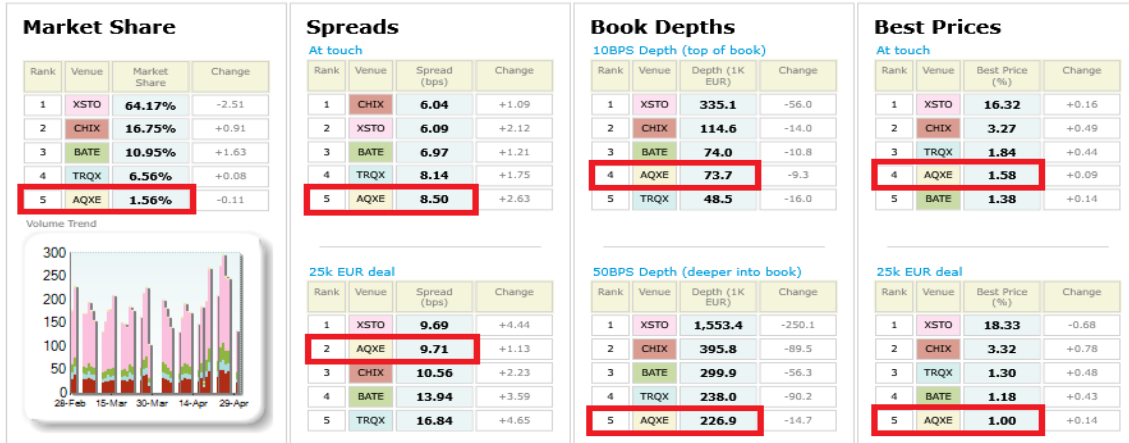
Italian 40 LiquidMetrix Battlemap*



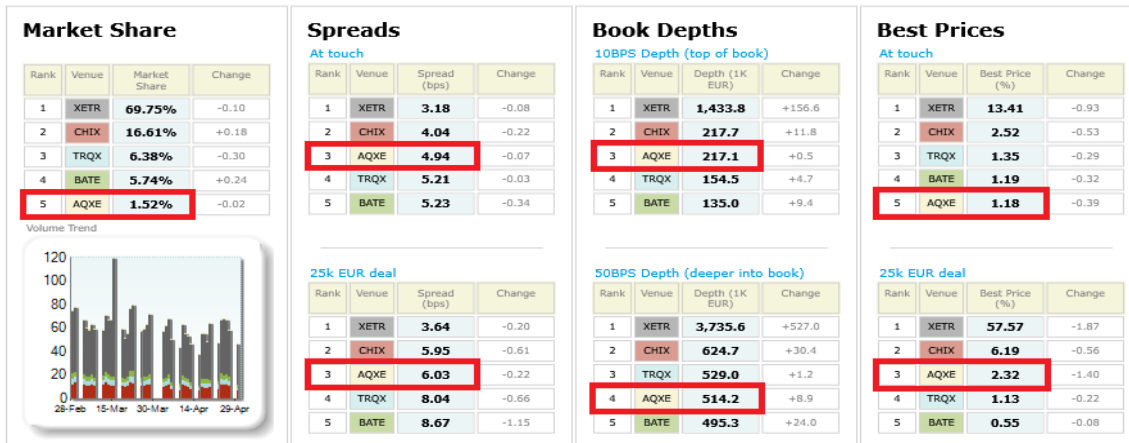
Swiss 20 LiquidMetrix Battlemap*



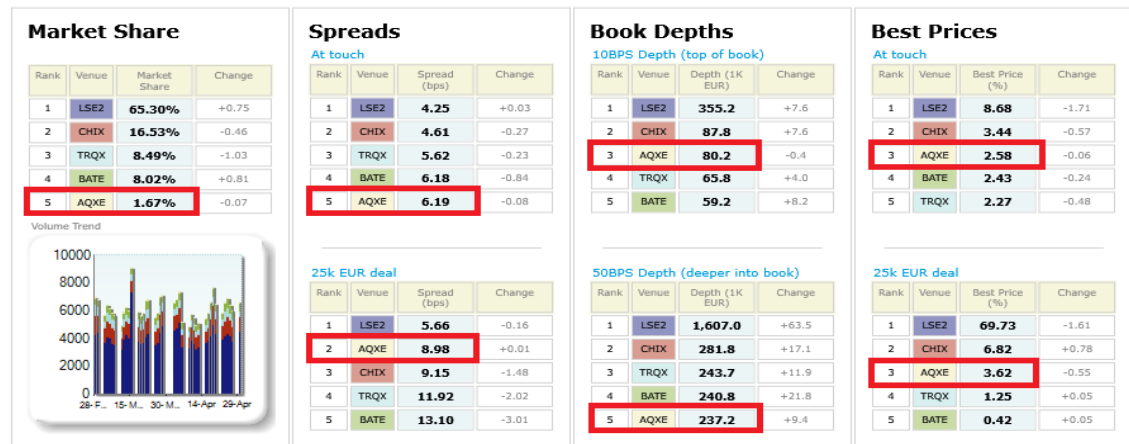
Swedish 30 LiquidMetric Battlemap*



German 30 LiquidMetric Battlemap*



UK 100 LiquidMetric Battlemap*



LiquidMetric definitions:

- **Spreads** measure the bid to offer spread of the best visible orders in the book. The result is averaged over the stocks in the index and is based on measurements of the order book every 30 seconds. The value for the spread is quoted in basis points (0.01%).
- **Market depth** measures the amount of visible liquidity (bids and offers) in the order book within 10 and 50 BPS of mid price. The result is averaged over the stocks in the index and is based on measurements of the order book every 30 seconds. This is quoted in '000s of EUR.
- **Best Price %** measures how often each venue posts an absolute best price (no ties) for stocks. The result is averaged over the stocks in the index and is based on measurements of the order book every 5 seconds.

*Statistics relating to spreads and book depths have been sourced from LiquidMetric.

© Aquis Exchange Limited 2018. Aquis Exchange Limited is authorised and regulated by the Financial Conduct Authority. This report is for general information only and does not constitute investment advice or an offer, solicitation or recommendation to acquire or dispose of any investment or to engage in any other transaction. Although care is taken to ensure that the information is accurate and up to date, Aquis cannot accept any responsibility for mistakes or omissions.