

Aquis Exchange Monthly Statistics

Month: Feb-2018
 Value traded (EUR): € 17,012,038,916
 Volume (no. of shares): 1,321,056,240

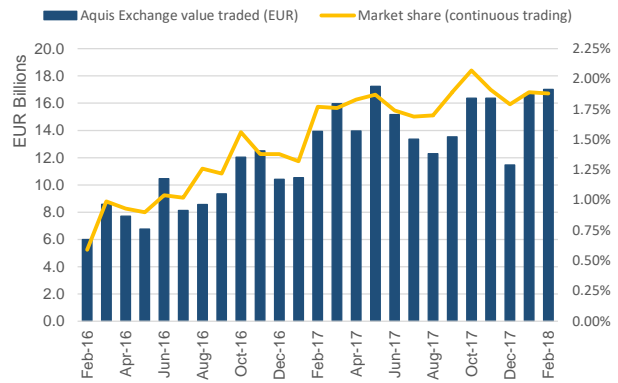
Trading by Market

Market	Value Traded
London	€ 3,575,971,180
Frankfurt	€ 3,030,342,140
Paris	€ 2,697,116,870
Zurich	€ 2,632,849,750
Milan	€ 1,213,340,570
Amsterdam	€ 1,186,410,160
Stockholm	€ 722,759,300
Madrid	€ 505,737,580
Copenhagen	€ 471,943,780
Helsinki	€ 333,453,420
Brussels	€ 256,611,200
Oslo	€ 232,158,120
London IDR	€ 68,154,670
Lisbon	€ 63,005,560
Vienna	€ 22,184,180

Monthly Top Stocks by Value (EUR)

Stock	Symbol	Value Traded
Nestle SA	NESNz	€ 398,412,280
Roche Holding AG	ROGz	€ 388,469,030
Novartis AG	NOVNz	€ 286,058,310
Intesa Sanpaolo SpA	ISPM	€ 246,384,840
Daimler AG	DAlD	€ 192,921,740
Siemens AG	SIEd	€ 179,076,900
Deutsche Telekom AG	DTEd	€ 172,495,100
UniCredit SpA	UCGM	€ 168,135,230
Royal Dutch Shell PLC	RDSAA	€ 167,301,270
ASML Holding NV	ASMLa	€ 167,054,820

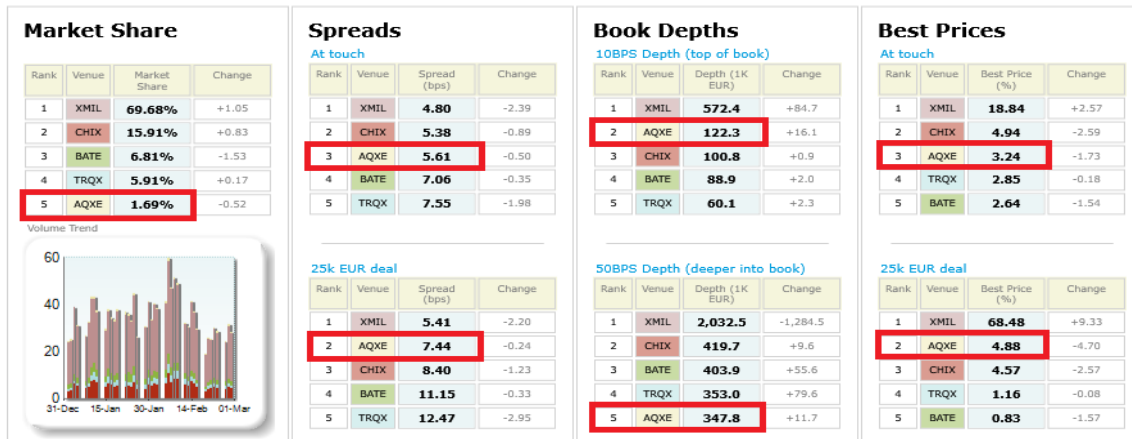
Aquis Exchange value traded per month



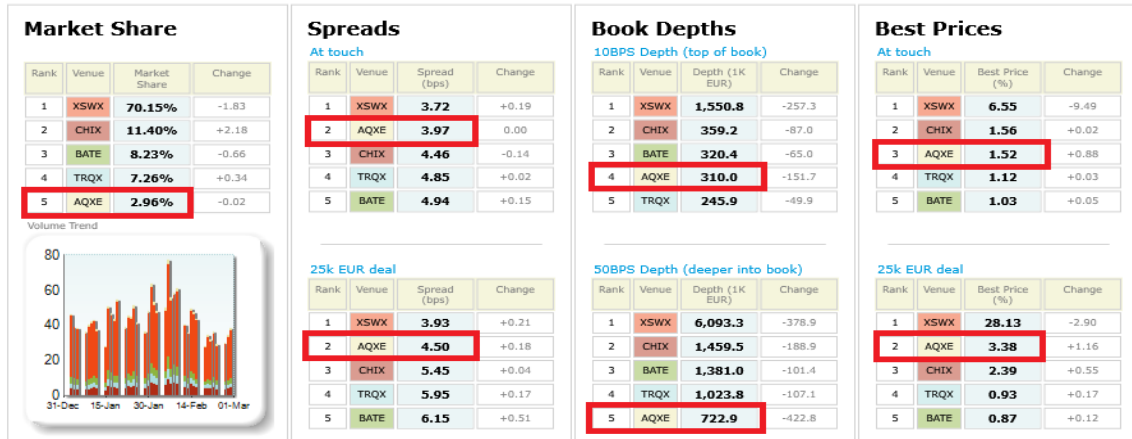
Monthly Top Stocks by Market Share (continuous trading)

Stock	Symbol	Market Share
JLT Group PLC	JLTI	10.3%
National Express Group PLC	NEXI	8.3%
Intu Properties PLC	INTUI	7.6%
Befimmo	BEFBb	7.3%
Mota-Engil SGPS SA	EGLu	7.2%
Bovis Homes Group PLC	BVSI	7.0%
Prysmian SpA	PRYm	5.3%
Roche Holding AG	ROGz	5.0%
Partners Group Holding AG	PGHNz	5.0%
Atlantia SpA	ATLm	4.5%

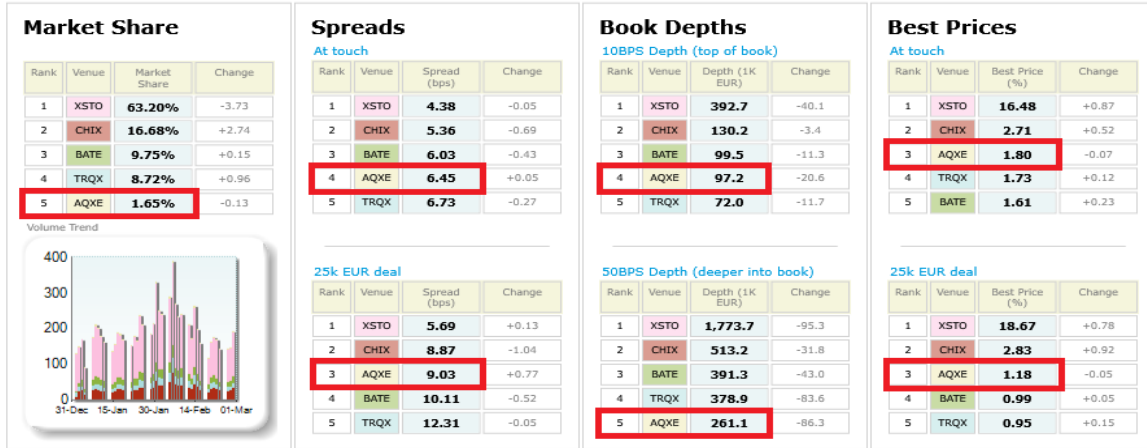
Italian 40 LiquidMetrix Battlemap*



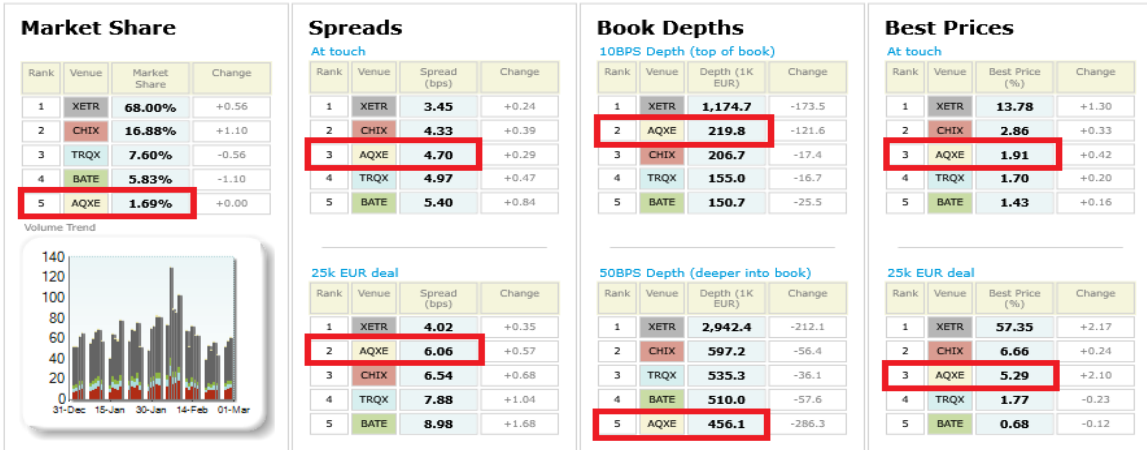
Swiss 20 LiquidMetrix Battlemap*



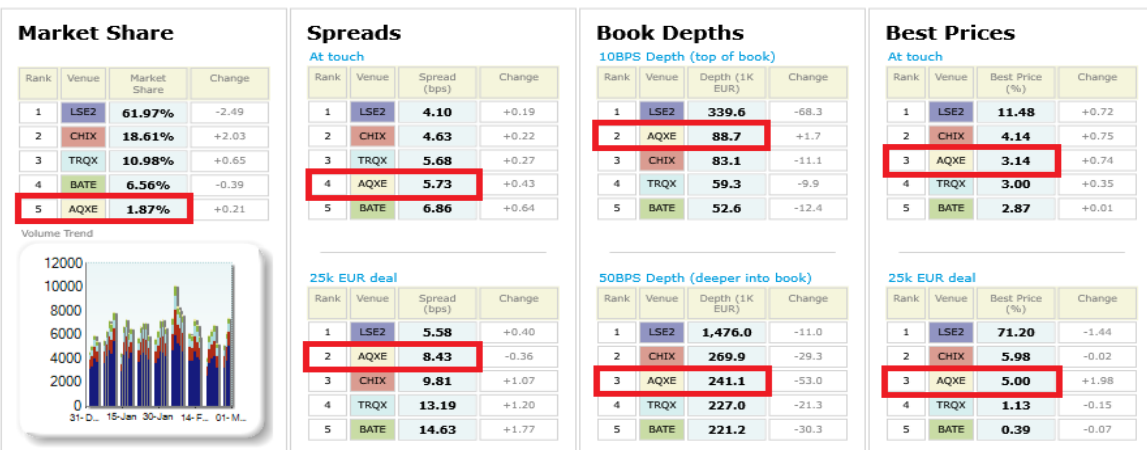
Swedish 30 LiquidMetric Battlemap*



German 30 LiquidMetric Battlemap*



UK 100 LiquidMetric Battlemap*



LiquidMetric definitions:

- **Spreads** measure the bid to offer spread of the best visible orders in the book. The result is averaged over the stocks in the index and is based on measurements of the order book every 30 seconds. The value for the spread is quoted in basis points (0.01%).
- **Market depth** measures the amount of visible liquidity (bids and offers) in the order book within 10 and 50 BPS of mid price. The result is averaged over the stocks in the index and is based on measurements of the order book every 30 seconds. This is quoted in '000s of EUR.
- **Best Price %** measures how often each venue posts an absolute best price (no ties) for stocks. The result is averaged over the stocks in the index and is based on measurements of the order book every 5 seconds.

*Statistics relating to spreads and book depths have been sourced from LiquidMetric.

© Aquis Exchange Limited 2018. Aquis Exchange Limited is authorised and regulated by the Financial Conduct Authority. This report is for general information only and does not constitute investment advice or an offer, solicitation or recommendation to acquire or dispose of any investment or to engage in any other transaction. Although care is taken to ensure that the information is accurate and up to date, Aquis cannot accept any responsibility for mistakes or omissions.