

Aquis Exchange Monthly Statistics

Month: Jan-2018
 Value traded (EUR): € 16,666,520,686
 Volume (no. of shares): 1,294,265,297

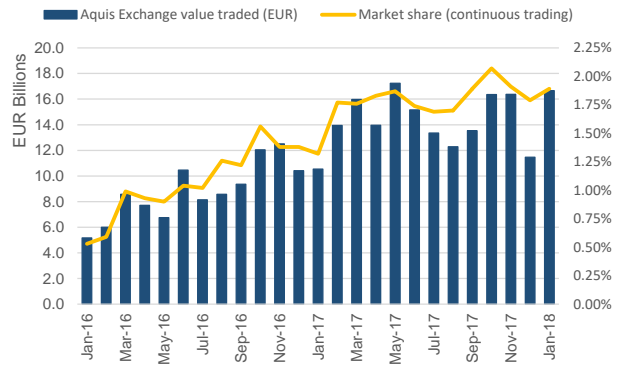
Trading by Market

Market	Value Traded
London	€ 3,242,668,180
Frankfurt	€ 2,972,170,240
Zurich	€ 2,916,960,000
Paris	€ 2,312,383,470
Milan	€ 1,770,759,710
Amsterdam	€ 931,694,830
Stockholm	€ 793,598,880
Copenhagen	€ 420,972,160
Madrid	€ 408,525,390
Helsinki	€ 315,747,740
Oslo	€ 227,344,500
Brussels	€ 222,251,630
London IDR	€ 61,720,020
Lisbon	€ 48,366,160
Vienna	€ 21,357,340

Monthly Top Stocks by Value (EUR)

Stock	Symbol	Value Traded
Roche Holding AG	ROGz	€ 445,232,640
Nestle SA	NESNz	€ 432,119,520
Intesa Sanpaolo SpA	ISPM	€ 355,752,350
Novartis AG	NOVNz	€ 331,914,530
UniCredit SpA	UCGM	€ 258,529,450
Bayer AG	BAYNd	€ 197,339,840
UBS Group AG	UBSGz	€ 189,808,920
Eni SpA	ENIm	€ 189,326,170
Enel SpA	ENELm	€ 179,134,350
SAP AG	SAPd	€ 164,756,530

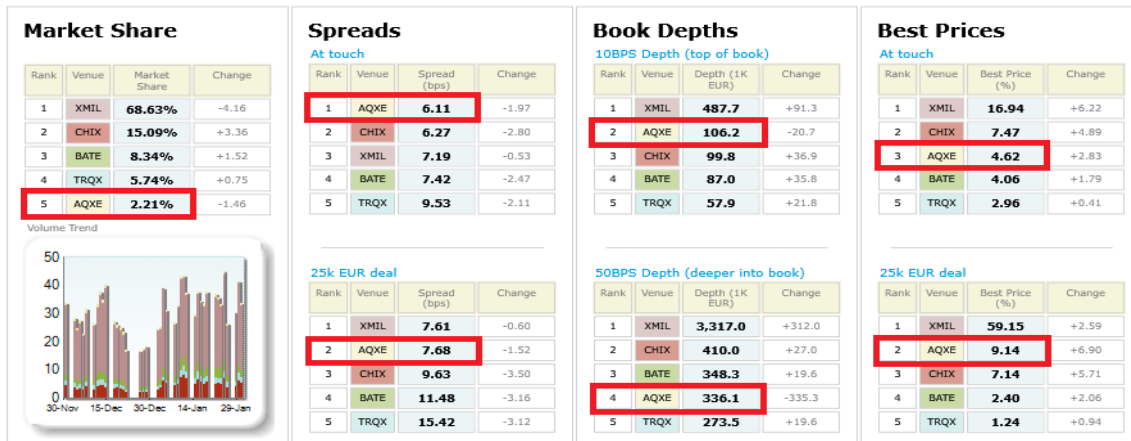
Aquis Exchange value traded per month



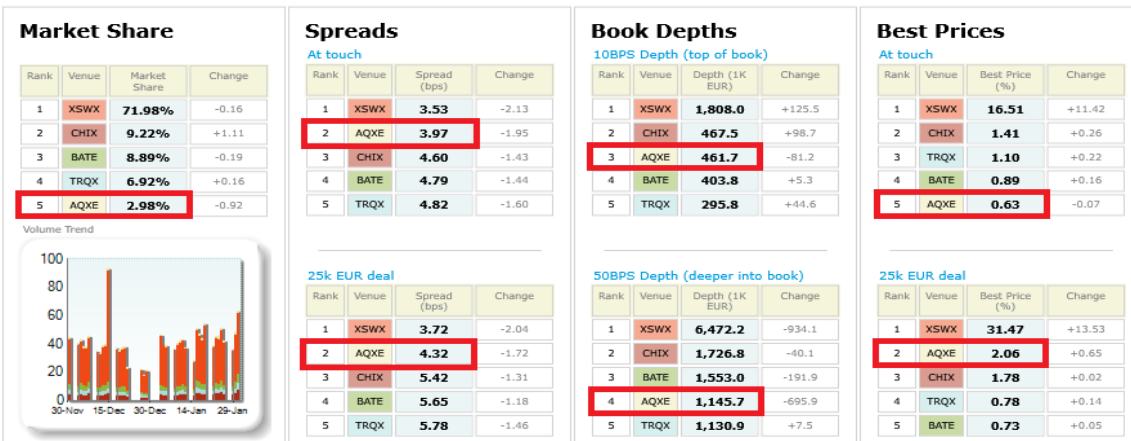
Monthly Top Stocks by Market Share (continuous trading)

Stock	Symbol	Market Share
Dixons Carphone	DCI	7.7%
Befimmo	BEFBb	7.6%
Mota-Engil SGPS SA	EGLu	7.5%
Partners Group Holding AG	PGHNz	6.9%
Premier Foods PLC	PFDI	5.9%
Bovis Homes Group PLC	BVSI	5.7%
Temenos Group AG	TEMNz	5.6%
ABB Ltd (Swiss)	ABBNz	5.3%
Luxtottica Group SpA	LUXm	5.0%
Nestle SA	NESNz	4.8%

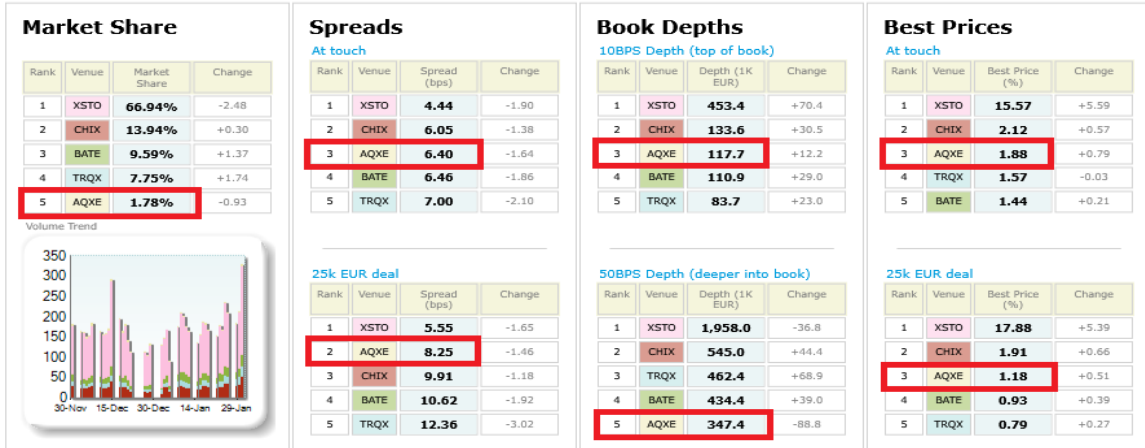
Italian 40 LiquidMetrix Battlemap*



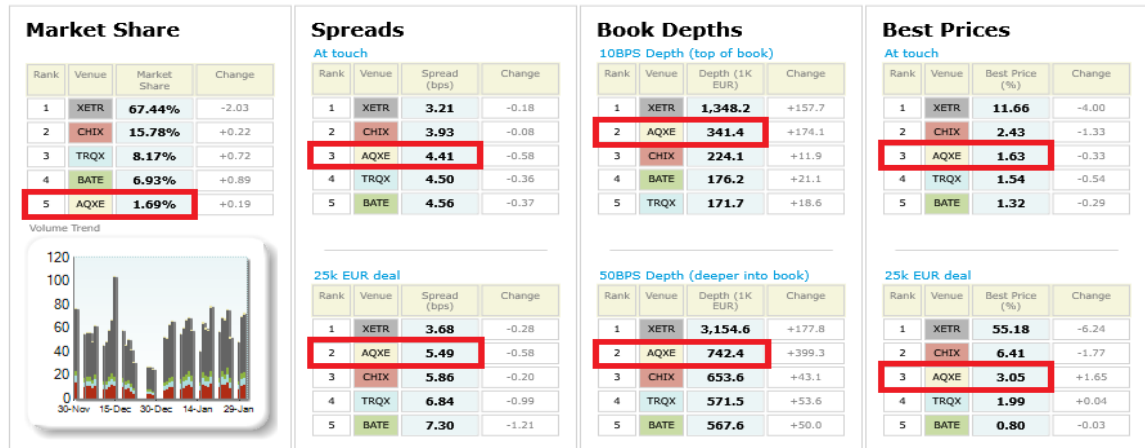
Swiss 20 LiquidMetrix Battlemap*



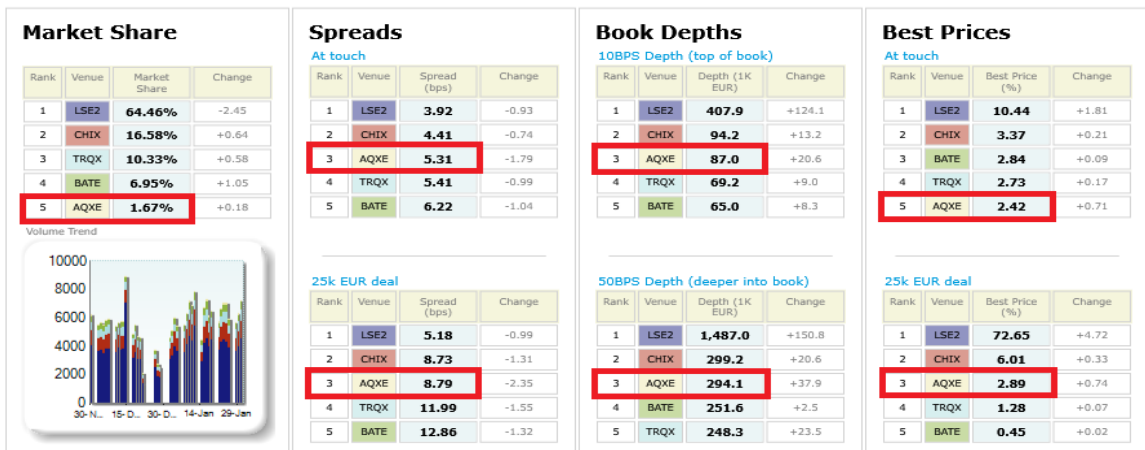
Swedish 30 LiquidMetrix Battlemap*



German 30 LiquidMetrix Battlemap*



UK 100 LiquidMetrix Battlemap*



LiquidMetrix definitions:

- **Spreads** measure the bid to offer spread of the best visible orders in the book. The result is averaged over the stocks in the index and is based on measurements of the order book every 30 seconds. The value for the spread is quoted in basis points (0.01%).
- **Market depth** measures the amount of visible liquidity (bids and offers) in the order book within 10 and 50 BPS of mid price. The result is averaged over the stocks in the index and is based on measurements of the order book every 30 seconds. This is quoted in '000s of EUR.
- **Best Price %** measures how often each venue posts an absolute best price (no ties) for stocks. The result is averaged over the stocks in the index and is based on measurements of the order book every 5 seconds.

*Statistics relating to spreads and book depths have been sourced from LiquidMetrix.

© Aquis Exchange Limited 2018. Aquis Exchange Limited is authorised and regulated by the Financial Conduct Authority. This report is for general information only and does not constitute investment advice or an offer, solicitation or recommendation to acquire or dispose of any investment or to engage in any other transaction. Although care is taken to ensure that the information is accurate and up to date, Aquis cannot accept any responsibility for mistakes or omissions.