

Aquis Exchange Monthly Statistics

Month: Nov-2017
 Value traded (EUR): € 16,369,719,229
 Volume (no. of shares): 1,417,031,770

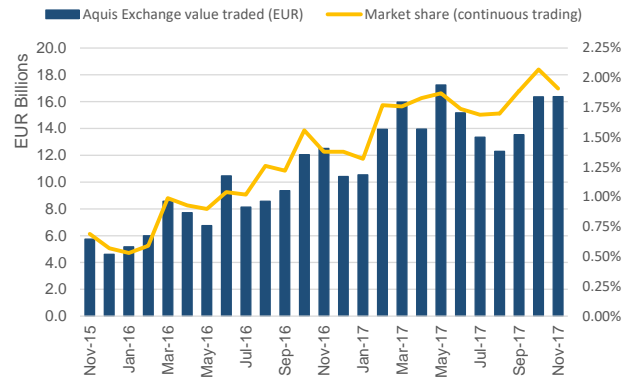
Trading by Market

Market	Value Traded
Zurich	€ 3,166,951,350
London	€ 2,682,944,640
Milan	€ 2,326,565,780
Frankfurt	€ 2,183,765,490
Stockholm	€ 1,300,867,520
Paris	€ 1,223,733,890
Amsterdam	€ 706,550,970
Copenhagen	€ 651,041,490
Oslo	€ 490,912,250
Helsinki	€ 383,356,310
Madrid	€ 223,766,740
Brussels	€ 137,212,500
Lisbon	€ 27,090,010
London IDR	€ 19,030,040
Vienna	€ 1,705,110

Monthly Top Stocks by Value (EUR)

Stock	Symbol	Value Traded
Roche Holding AG	ROGz	€ 525,827,520
Nestle SA	NESNz	€ 429,075,590
UniCredit SpA	UCGm	€ 391,072,040
Siemens AG	SIEd	€ 359,486,620
Novartis AG	NOVNz	€ 350,436,390
Intesa Sanpaolo SpA	ISPM	€ 343,591,880
Bayer AG	BAYNd	€ 306,656,160
Eni SpA	ENIm	€ 283,232,690
Enel SpA	ENELm	€ 218,611,610
Credit Suisse Group AG	CSGNz	€ 203,333,810

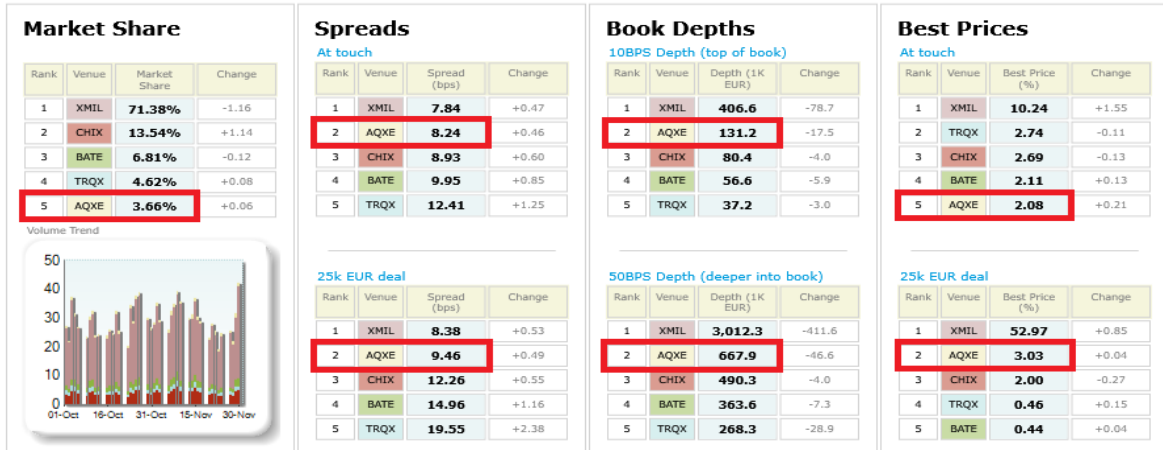
Aquis Exchange value traded per month



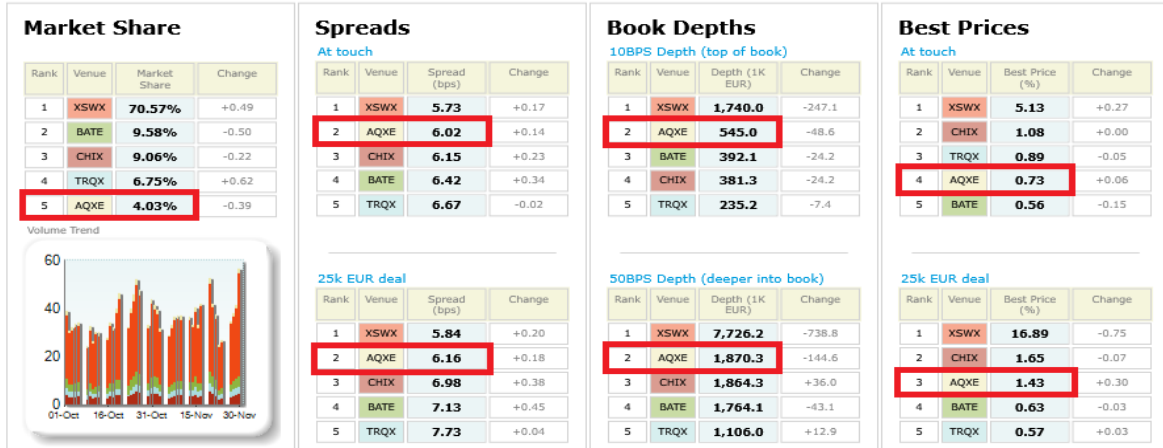
Monthly Top Stocks by Market Share (continuous trading)

Stock	Symbol	Market Share
Hammerson PLC	HMSOI	11.3%
GAM Holding AG	GAMz	8.9%
DNB ASA	DNBo	8.6%
RSA Insurance Group PLC	RSAl	8.5%
Stora Enso OYJ	STERVh	8.2%
BAE Systems PLC	BAI	8.0%
Statoil ASA	STLo	7.8%
3i Group PLC	III	7.8%
Roche Holding AG	ROGz	7.6%
Carlsberg A/S	CARLBc	7.1%

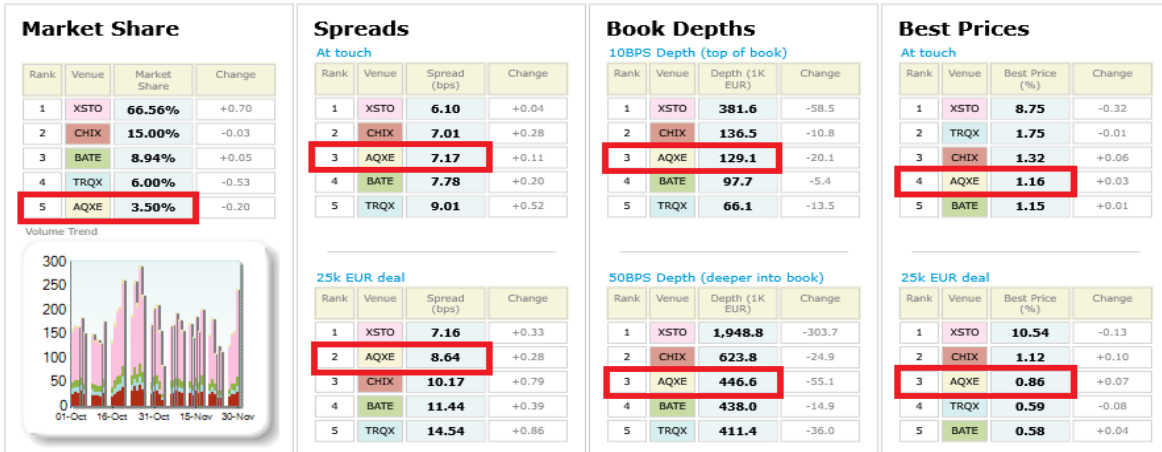
Italian 40 LiquidMetrix Battlemap*



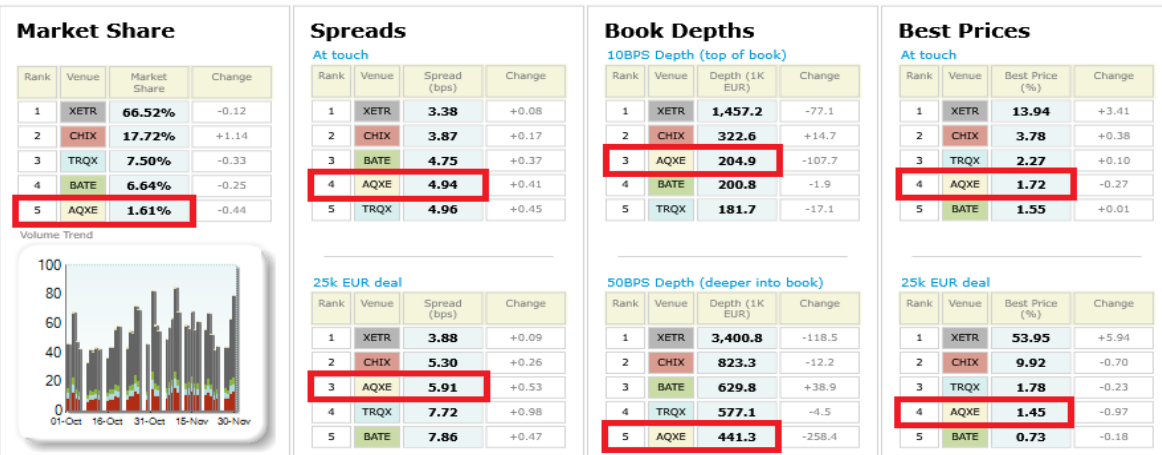
Swiss 20 LiquidMetrix Battlemap*



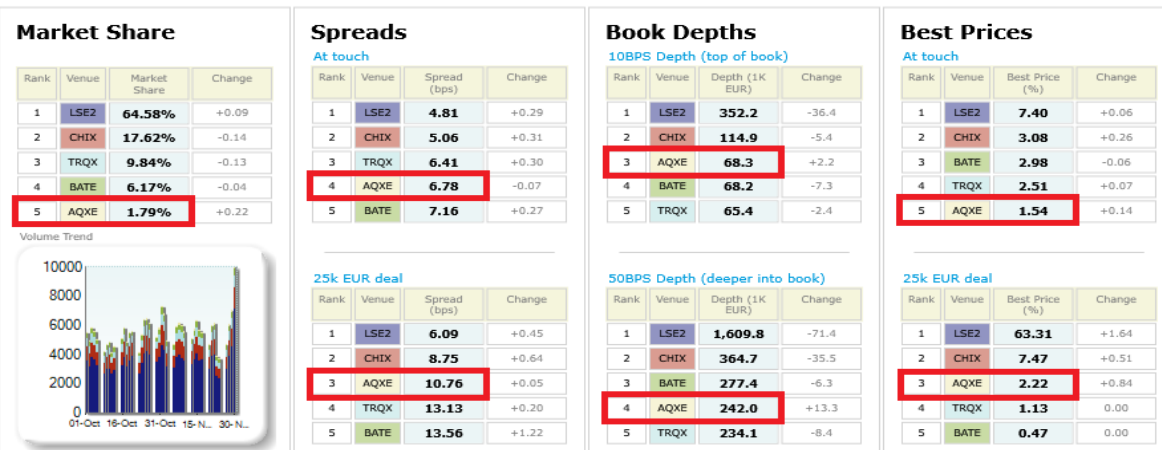
Swedish 30 LiquidMetric Battlemap*



German 30 LiquidMetric Battlemap*



UK 100 LiquidMetric Battlemap*



LiquidMetric definitions:

- **Spreads** measure the bid to offer spread of the best visible orders in the book. The result is averaged over the stocks in the index and is based on measurements of the order book every 30 seconds. The value for the spread is quoted in basis points (0.01%).
- **Market depth** measures the amount of visible liquidity (bids and offers) in the order book within 10 and 50 BPS of mid price. The result is averaged over the stocks in the index and is based on measurements of the order book every 30 seconds. This is quoted in '000s of EUR.
- **Best Price %** measures how often each venue posts an absolute best price (no ties) for stocks. The result is averaged over the stocks in the index and is based on measurements of the order book every 5 seconds.

*Statistics relating to spreads and book depths have been sourced from LiquidMetric.

© Aquis Exchange Limited 2017. Aquis Exchange Limited is authorised and regulated by the Financial Conduct Authority. This report is for general information only and does not constitute investment advice or an offer, solicitation or recommendation to acquire or dispose of any investment or to engage in any other transaction. Although care is taken to ensure that the information is accurate and up to date, Aquis cannot accept any responsibility for mistakes or omissions.