

Aquis Exchange Monthly Statistics

Month: Aug-2017
 Value traded (EUR): € 12,290,266,333
 Volume (no. of shares): 943,655,839

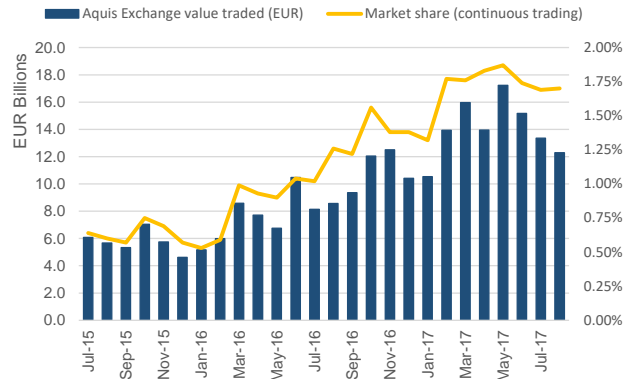
Trading by Market

Market	Value Traded
Zurich	€ 2,811,283,830
Frankfurt	€ 1,954,879,790
London	€ 1,782,648,670
Milan	€ 1,604,325,970
Stockholm	€ 1,193,619,540
Copenhagen	€ 743,216,570
Paris	€ 635,856,210
Amsterdam	€ 460,514,800
Oslo	€ 367,979,510
Helsinki	€ 344,539,620
Madrid	€ 246,584,610
Brussels	€ 115,372,530
Lisbon	€ 27,698,810
Vienna	€ 1,745,560

Monthly Top Stocks by Value (EUR)

Stock	Symbol	Value Traded
Siemens AG	SIEd	€ 438,509,240
Nestle SA	NOVnz	€ 403,707,260
Novartis AG	NESnz	€ 395,338,660
UniCredit SpA	UCGm	€ 341,187,740
Roche Holding AG	ROGz	€ 330,840,050
Intesa Sanpaolo SpA	ISPm	€ 298,985,880
Bayer AG	BAYnd	€ 284,552,010
Enel SpA	ENELm	€ 180,402,080
ING Groep NV	INGAa	€ 158,582,720
UBS Group AG	UBSGz	€ 146,978,570

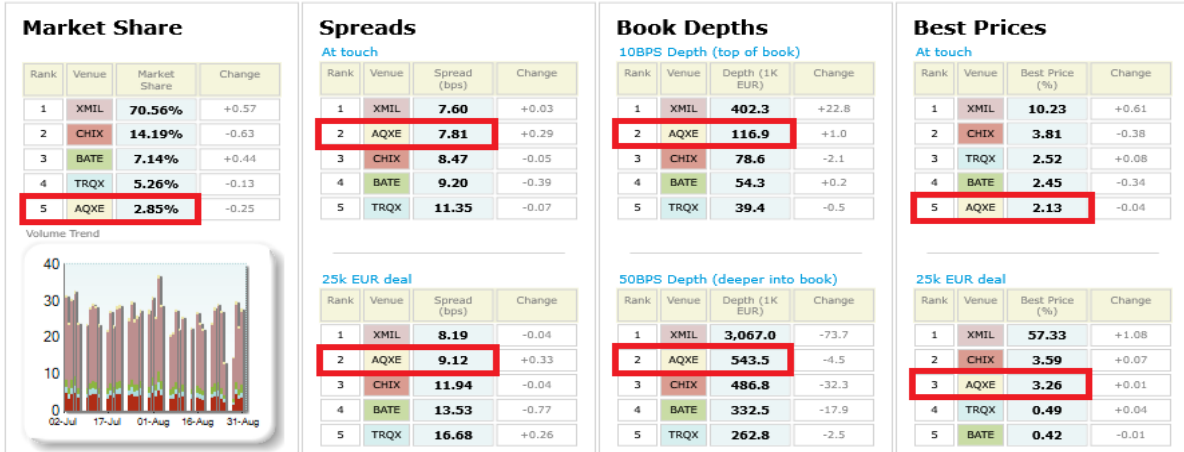
Aquis Exchange value traded per month



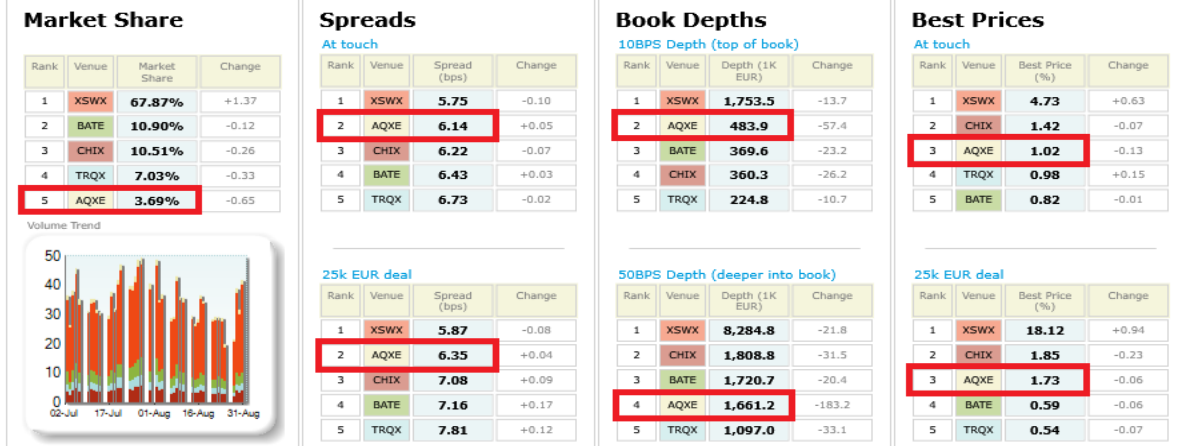
Monthly Top Stocks by Market Share (continuous trading)

Stock	Symbol	Market Share
GAM Holding AG	GAMz	10.3%
Carlsberg A/S	CARLbc	7.8%
Stora Enso OYJ	STERVh	7.8%
OC Oerlikon Corp AG	OERLz	7.1%
Svenska Cellulosa AB	SCABs	7.1%
Svenska Handelsbanken AB	SHBAs	7.0%
Nordea Bank AB (Sweden)	NDAAs	7.0%
Enel SpA	ENELm	6.9%
Baloise Holding AG	BALNz	6.7%
Siemens AG	SIEd	6.5%

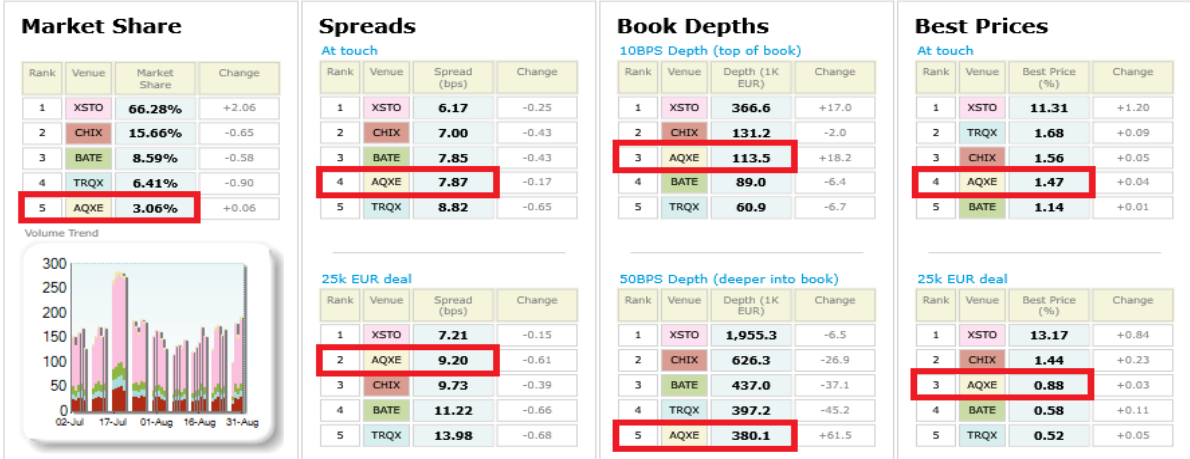
Italian 40 LiquidMetrix Battlemap*



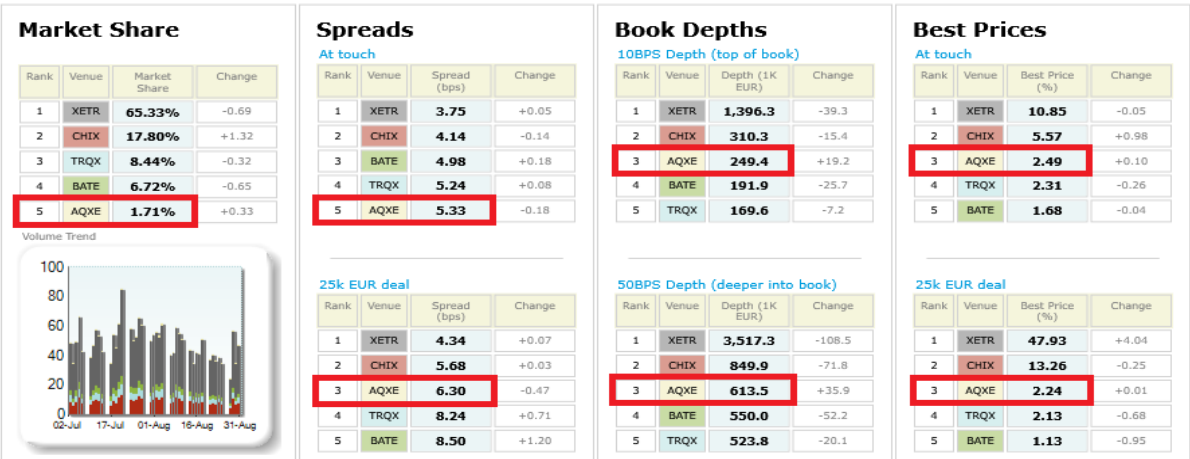
Swiss 20 LiquidMetrix Battlemap*



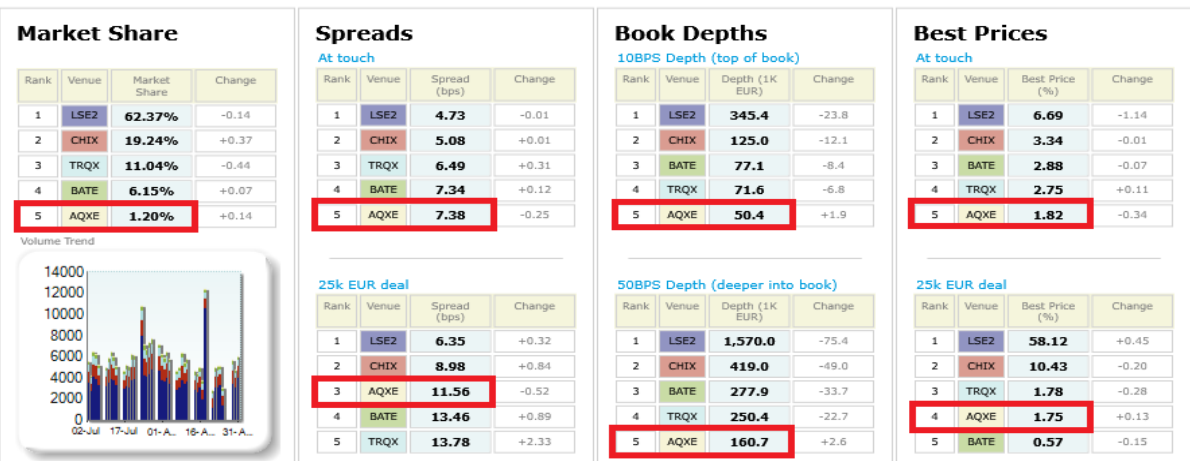
Swedish 30 LiquidMetric Battlemap*



German 30 LiquidMetric Battlemap*



UK 100 LiquidMetric Battlemap*



LiquidMetric definitions:

- **Spreads** measure the bid to offer spread of the best visible orders in the book. The result is averaged over the stocks in the index and is based on measurements of the order book every 30 seconds. The value for the spread is quoted in basis points (0.01%).
- **Market depth** measures the amount of visible liquidity (bids and offers) in the order book within 10 and 50 BPS of mid price. The result is averaged over the stocks in the index and is based on measurements of the order book every 30 seconds. This is quoted in '000s of EUR.
- **Best Price %** measures how often each venue posts an absolute best price (no ties) for stocks. The result is averaged over the stocks in the index and is based on measurements of the order book every 5 seconds.

*Statistics relating to spreads and book depths have been sourced from LiquidMetric.

© Aquis Exchange Limited 2017. Aquis Exchange Limited is authorised and regulated by the Financial Conduct Authority. This report is for general information only and does not constitute investment advice or an offer, solicitation or recommendation to acquire or dispose of any investment or to engage in any other transaction. Although care is taken to ensure that the information is accurate and up to date, Aquis cannot accept any responsibility for mistakes or omissions.