

Aquis Exchange Monthly Statistics

Month: Sep-2017
 Value traded (EUR): € 13,531,283,659
 Volume (no. of shares): 1,059,697,446

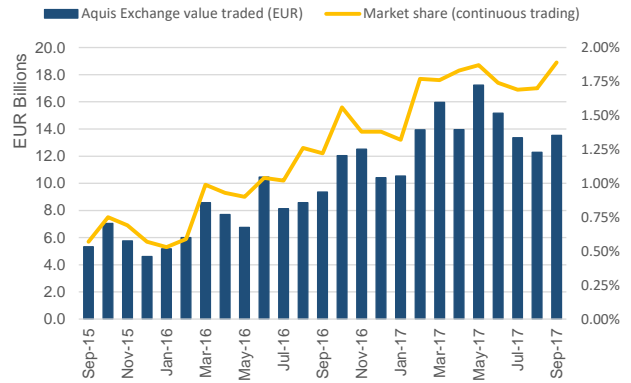
Trading by Market

Market	Value Traded
Zurich	€ 2,943,274,490
Frankfurt	€ 2,095,818,440
London	€ 1,972,788,970
Milan	€ 1,659,832,960
Stockholm	€ 1,372,828,100
Paris	€ 933,606,960
Copenhagen	€ 648,971,140
Amsterdam	€ 551,823,350
Helsinki	€ 429,303,150
Oslo	€ 426,268,630
Madrid	€ 351,703,060
Brussels	€ 99,234,800
Lisbon	€ 28,773,020
London IDR	€ 3,640,190
Vienna	€ 1,514,760

Monthly Top Stocks by Value (EUR)

Stock	Symbol	Value Traded
Nestle SA	NESNz	€ 436,499,340
Roche Holding AG	ROGz	€ 387,636,270
Novartis AG	NOVNz	€ 362,144,030
Siemens AG	SIEd	€ 355,448,890
UniCredit SpA	UCGm	€ 281,678,020
Intesa Sanpaolo SpA	ISPM	€ 221,162,720
Bayer AG	BAYNd	€ 208,707,470
Enel SpA	ENIm	€ 202,849,330
Nordea Bank AB	NDAs	€ 182,999,940
UBS Group AG	UBSGz	€ 182,842,690

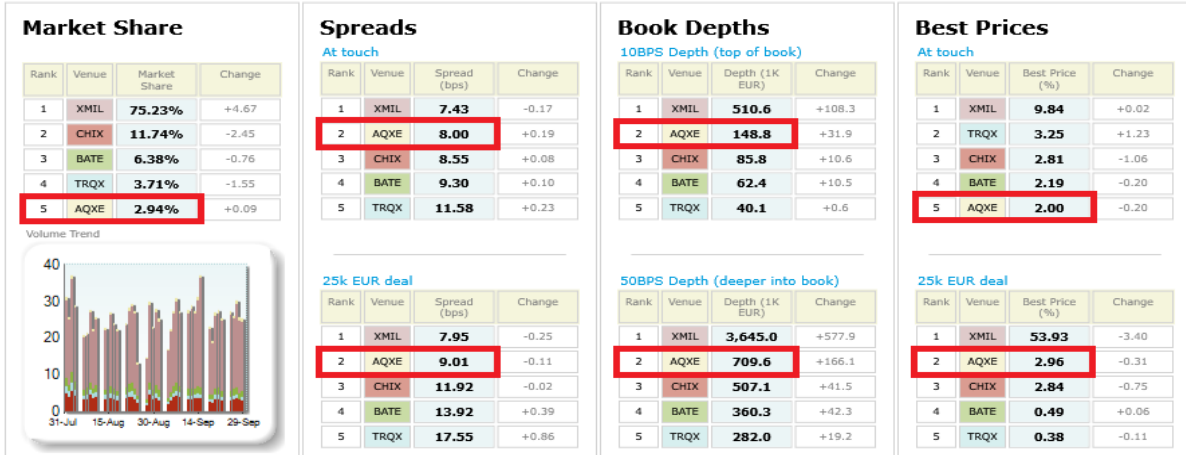
Aquis Exchange value traded per month



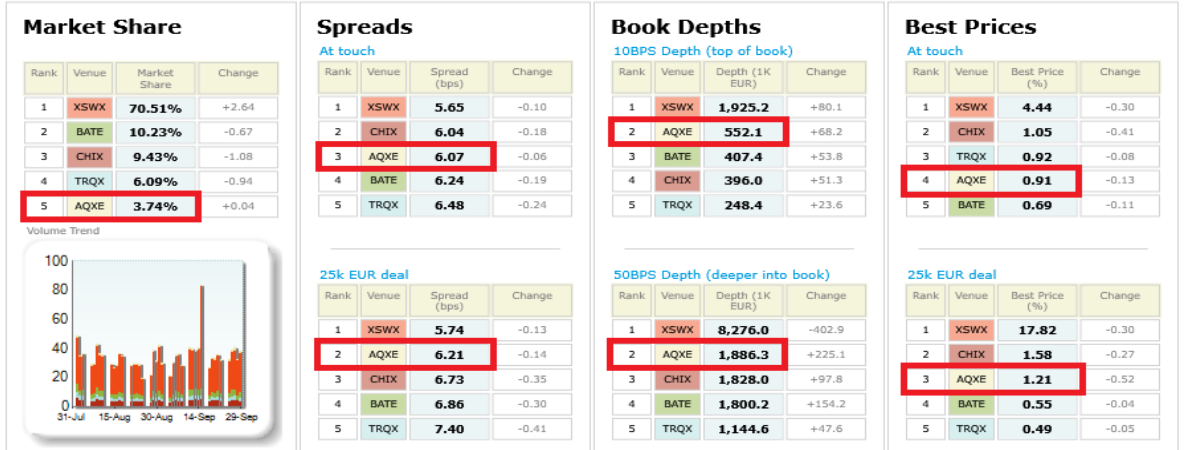
Monthly Top Stocks by Market Share (continuous trading)

Stock	Symbol	Market Share
Svenska Cellulosa AB	SCABs	8.4%
Carlsberg A/S	CARLbc	8.2%
Kuehne + Nagel International AG	KNINz	8.0%
Nordea Bank AB (Sweden)	NDAs	7.8%
Nokia OYJ	NOKIAh	7.8%
AP Moeller - Maersk A/S	MAERbc	7.8%
DNB ASA	DNBo	7.7%
Svenska Handelsbanken AB	SHBAs	7.6%
Partners Group Holding AG	PGHNz	7.5%
Stora Enso OYJ	STERs	7.5%

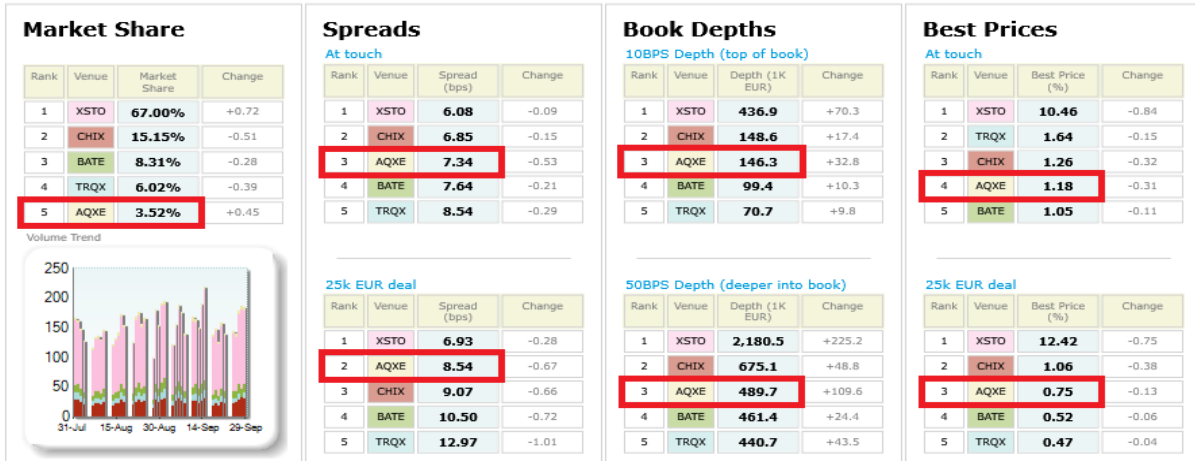
Italian 40 LiquidMetrix Battlemap*



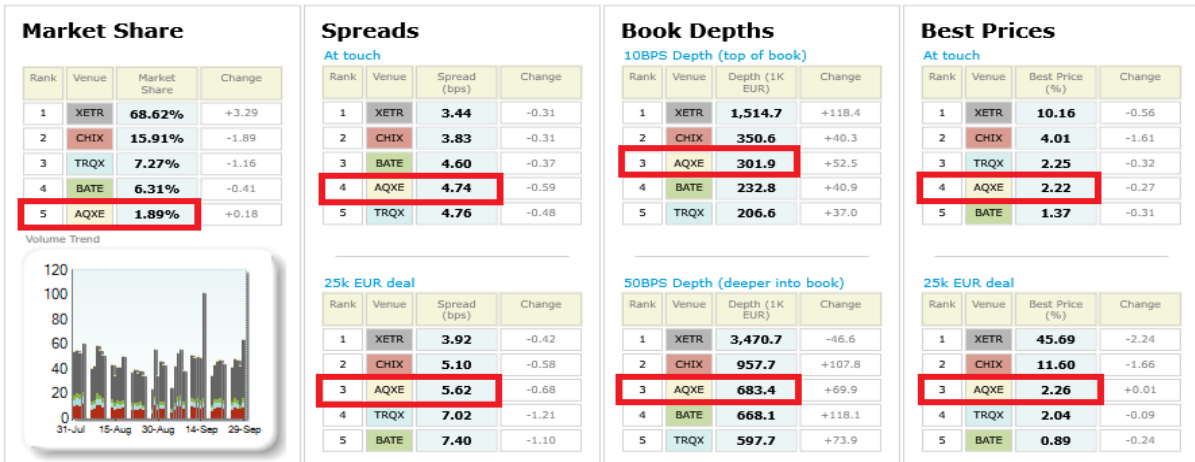
Swiss 20 LiquidMetrix Battlemap*



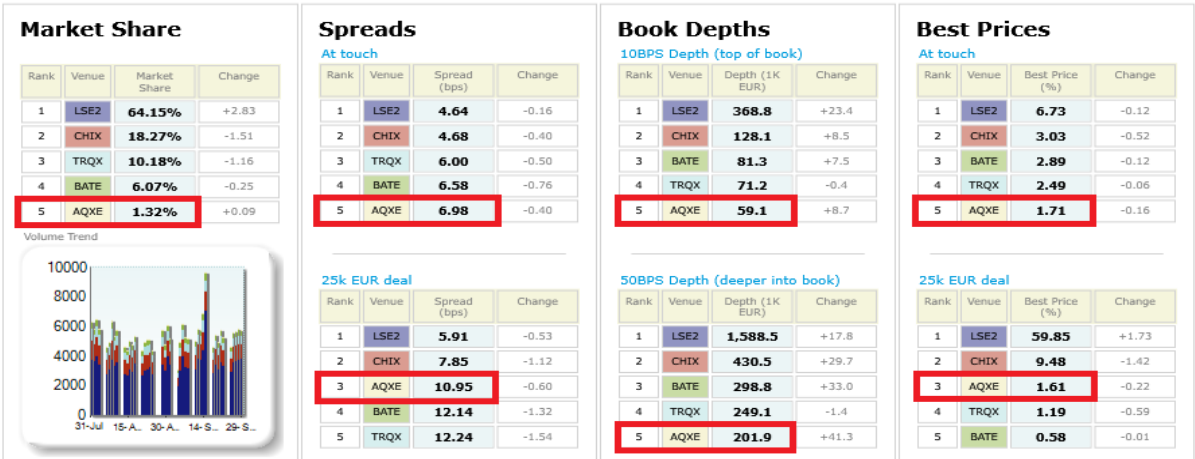
Swedish 30 LiquidMetrix Battlemap*



German 30 LiquidMetrix Battlemap*



UK 100 LiquidMetrix Battlemap*



LiquidMetrix definitions:

- **Spreads** measure the bid to offer spread of the best visible orders in the book. The result is averaged over the stocks in the index and is based on measurements of the order book every 30 seconds. The value for the spread is quoted in basis points (0.01%).
- **Market depth** measures the amount of visible liquidity (bids and offers) in the order book within 10 and 50 BPS of mid price. The result is averaged over the stocks in the index and is based on measurements of the order book every 30 seconds. This is quoted in '000s of EUR.
- **Best Price %** measures how often each venue posts an absolute best price (no ties) for stocks. The result is averaged over the stocks in the index and is based on measurements of the order book every 5 seconds.

*Statistics relating to spreads and book depths have been sourced from LiquidMetrix.

© Aquis Exchange Limited 2017. Aquis Exchange Limited is authorised and regulated by the Financial Conduct Authority. This report is for general information only and does not constitute investment advice or an offer, solicitation or recommendation to acquire or dispose of any investment or to engage in any other transaction. Although care is taken to ensure that the information is accurate and up to date, Aquis cannot accept any responsibility for mistakes or omissions.