

## Aquis Exchange Monthly Statistics

Month: Jul-2017  
 Value traded (EUR): € 13,355,421,783  
 Volume (no. of shares): 1,112,568,570

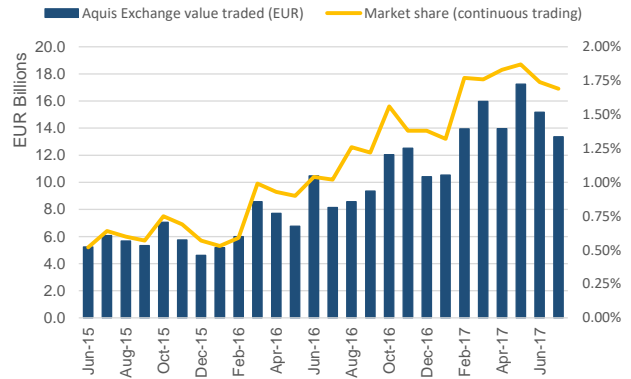
### Trading by Market

Market	Value Traded
Zurich	€ 3,704,820,480
London	€ 1,816,694,310
Milan	€ 1,798,285,920
Frankfurt	€ 1,696,593,890
Stockholm	€ 1,316,232,090
Paris	€ 817,812,810
Copenhagen	€ 512,573,540
Amsterdam	€ 463,843,160
Madrid	€ 365,076,620
Helsinki	€ 346,884,100
Oslo	€ 341,917,620
Brussels	€ 139,527,300
Lisbon	€ 34,177,090
Vienna	€ 982,550

### Monthly Top Stocks by Value (EUR)

Stock	Symbol	Value Traded
Nestle SA	NESNz	€ 775,651,900
Novartis AG	NOVNz	€ 476,421,130
Roche Holding AG	ROGz	€ 372,228,300
Intesa Sanpaolo SpA	ISPM	€ 339,455,750
Siemens AG	SIEd	€ 306,799,370
UniCredit SpA	UCGm	€ 244,974,970
Bayer AG	BAYNd	€ 225,282,550
Enel SpA	ENELm	€ 200,842,660
UBS Group AG	UBSGz	€ 191,298,130
Eni SpA	ENIm	€ 185,217,600

### Aquis Exchange value traded per month



### Monthly Top Stocks by Market Share (continuous trading)

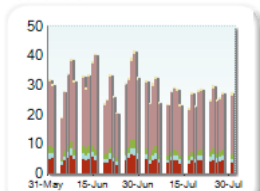
Stock	Symbol	Market Share
GAM Holding AG	GAMZ	9.8%
OC Oerlikon Corp AG	OERLz	8.5%
Nestle SA	NESNz	8.0%
Carlsberg A/S	CARLBc	7.5%
Svenska Cellulosa AB	SCABs	7.1%
AP Moeller - Maersk A/S	MAERBc	7.1%
Kuehne + Nagel International AG	KNINz	6.8%
Telecom Italia SpA	TITm	6.6%
Nordea Bank AB	NDAs	6.5%
Novartis AG	NOVNz	6.4%

### Italian 40 LiquidMetrix Battlemap\*

#### Market Share

Rank	Venue	Market Share	Change
1	XMIL	69.99%	-0.90
2	CHIX	14.82%	+0.28
3	BATE	6.70%	+0.17
4	TRQX	5.39%	-0.21
5	AQXE	3.10%	+0.66

Volume Trend



#### Spreads

At touch

Rank	Venue	Spread (bps)	Change
1	AQXE	7.52	-0.48
2	XMIL	7.57	-0.21
3	CHIX	8.52	-0.33
4	BATE	9.59	-0.66
5	TRQX	11.42	-0.05

25k EUR deal

Rank	Venue	Spread (bps)	Change
1	XMIL	8.23	-0.21
2	AQXE	8.79	-0.60
3	CHIX	11.98	-0.13
4	BATE	14.30	-1.29
5	TRQX	16.43	+1.02

#### Book Depths

10BPS Depth (top of book)

Rank	Venue	Depth (1K EUR)	Change
1	XMIL	379.5	+43.9
2	AQXE	115.9	+30.4
3	CHIX	77.2	+1.5
4	BATE	51.7	+0.6
5	TRQX	39.9	+2.5

50BPS Depth (deeper into book)

Rank	Venue	Depth (1K EUR)	Change
1	XMIL	3,140.7	+435.6
2	AQXE	548.1	+153.6
3	CHIX	497.9	-22.4
4	BATE	336.0	-33.3
5	TRQX	265.3	+6.6

#### Best Prices

At touch

Rank	Venue	Best Price (%)	Change
1	XMIL	10.38	-1.49
2	CHIX	4.07	+0.85
3	BATE	2.71	+0.13
4	TRQX	2.42	+0.15
5	AQXE	2.13	-1.14

25k EUR deal

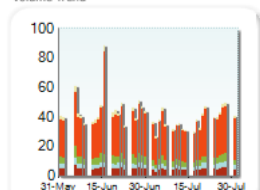
Rank	Venue	Best Price (%)	Change
1	XMIL	56.25	-2.09
2	CHIX	3.52	+0.83
3	AQXE	3.25	+0.65
4	TRQX	0.45	-0.16
5	BATE	0.44	+0.01

### Swiss 20 LiquidMetrix Battlemap\*

#### Market Share

Rank	Venue	Market Share	Change
1	XSWX	66.50%	+1.04
2	BATE	11.02%	-0.65
3	CHIX	10.77%	+0.16
4	TRQX	7.36%	+0.11
5	AQXE	4.34%	-0.67

Volume Trend



#### Spreads

At touch

Rank	Venue	Spread (bps)	Change
1	XSWX	5.85	+0.05
2	AQXE	6.09	+0.09
3	CHIX	6.28	+0.17
4	BATE	6.40	+0.20
5	TRQX	6.75	+0.23

25k EUR deal

Rank	Venue	Spread (bps)	Change
1	XSWX	5.94	+0.07
2	AQXE	6.30	+0.18
3	CHIX	6.99	+0.33
4	BATE	6.99	+0.34
5	TRQX	7.68	+0.36

#### Book Depths

10BPS Depth (top of book)

Rank	Venue	Depth (1K EUR)	Change
1	XSWX	1,855.6	-271.1
2	AQXE	541.3	-117.1
3	BATE	376.7	-66.5
4	CHIX	370.9	-53.7
5	TRQX	235.5	-29.8

50BPS Depth (deeper into book)

Rank	Venue	Depth (1K EUR)	Change
1	XSWX	8,722.0	-664.8
2	AQXE	1,844.4	-353.7
3	CHIX	1,761.7	-186.7
4	BATE	1,666.4	-197.9
5	TRQX	1,130.1	-57.6

#### Best Prices

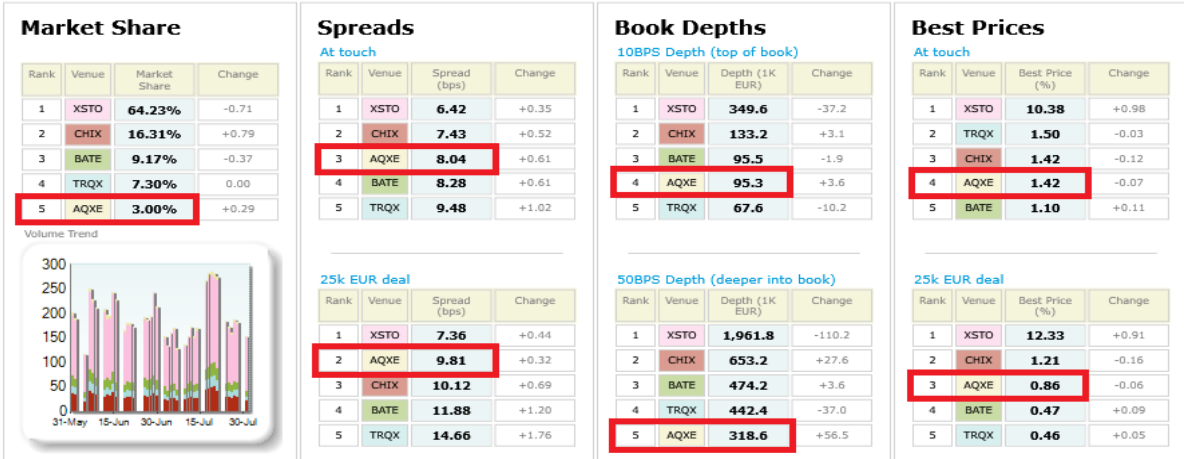
At touch

Rank	Venue	Best Price (%)	Change
1	XSWX	4.23	+0.05
2	CHIX	1.45	+0.09
3	AQXE	1.16	+0.02
4	BATE	0.84	+0.12
5	TRQX	0.81	-0.14

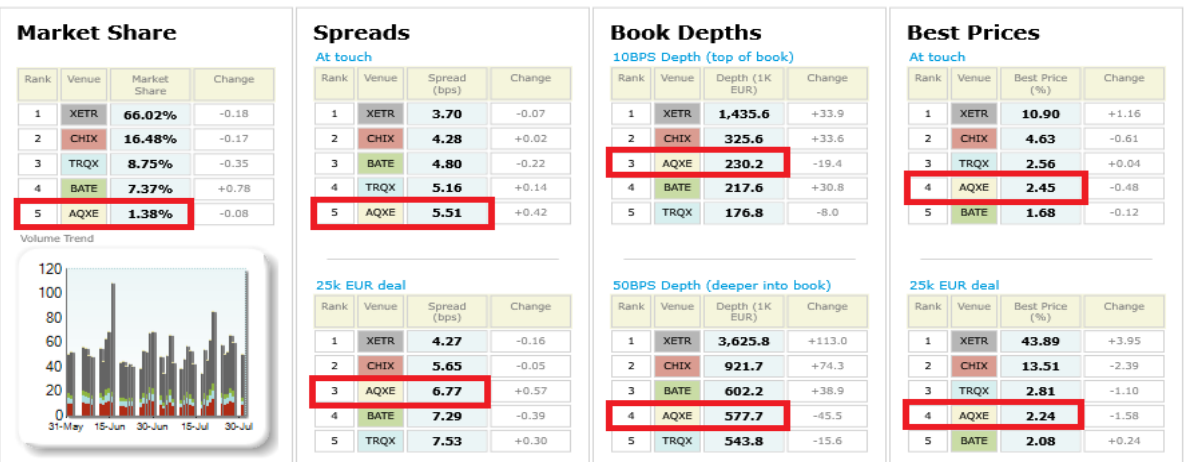
25k EUR deal

Rank	Venue	Best Price (%)	Change
1	XSWX	17.18	+0.89
2	CHIX	2.07	-0.05
3	AQXE	1.79	+0.05
4	BATE	0.65	-0.05
5	TRQX	0.60	-0.11

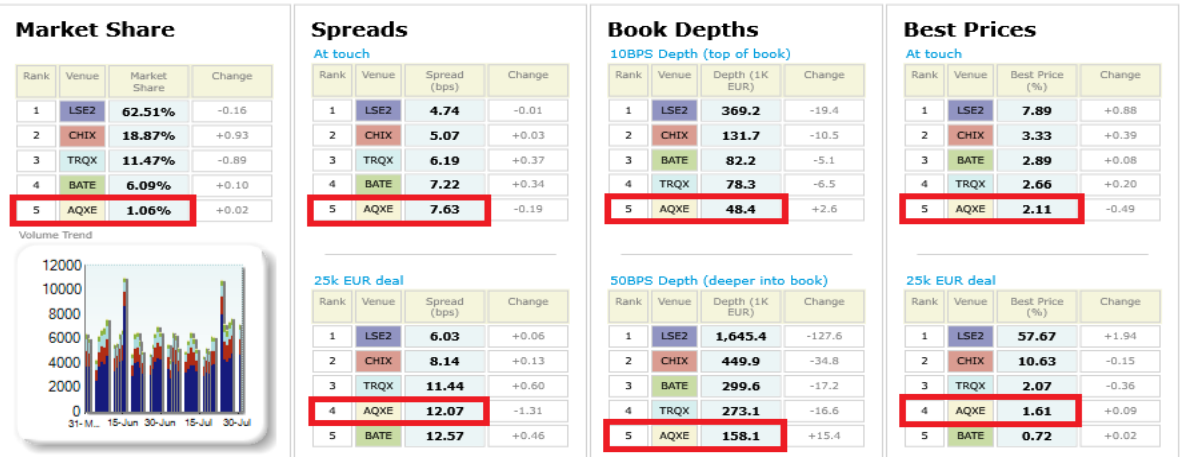
Swedish 30 LiquidMetrix Battlemap\*



German 30 LiquidMetrix Battlemap\*



UK 100 LiquidMetrix Battlemap\*



LiquidMetrix definitions:

- **Spreads** measure the bid to offer spread of the best visible orders in the book. The result is averaged over the stocks in the index and is based on measurements of the order book every 30 seconds. The value for the spread is quoted in basis points (0.01%).
- **Market depth** measures the amount of visible liquidity (bids and offers) in the order book within 10 and 50 BPS of mid price. The result is averaged over the stocks in the index and is based on measurements of the order book every 30 seconds. This is quoted in '000s of EUR.
- **Best Price %** measures how often each venue posts an absolute best price (no ties) for stocks. The result is averaged over the stocks in the index and is based on measurements of the order book every 5 seconds.

\*Statistics relating to spreads and book depths have been sourced from LiquidMetrix.

© Aquis Exchange Limited 2017. Aquis Exchange Limited is authorised and regulated by the Financial Conduct Authority. This report is for general information only and does not constitute investment advice or an offer, solicitation or recommendation to acquire or dispose of any investment or to engage in any other transaction. Although care is taken to ensure that the information is accurate and up to date, Aquis cannot accept any responsibility for mistakes or omissions.