

Aquis Exchange Monthly Statistics

Month: May-2017
 Value traded (EUR): € 17,237,238,765
 Volume (no. of shares): 1,370,416,114

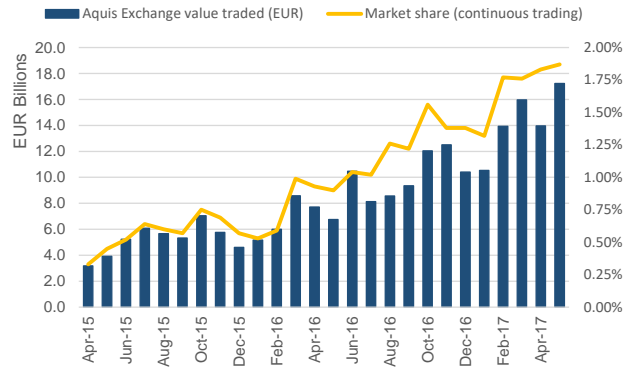
Trading by Market

Market	Value Traded
Zurich	€ 4,581,606,860
Frankfurt	€ 2,481,417,010
London	€ 2,218,476,310
Milan	€ 2,130,706,040
Stockholm	€ 1,472,952,330
Paris	€ 1,162,246,560
Copenhagen	€ 796,950,970
Amsterdam	€ 712,134,940
Oslo	€ 495,666,100
Madrid	€ 459,746,990
Helsinki	€ 341,624,890
Brussels	€ 340,292,410
Lisbon	€ 41,436,790
Vienna	€ 1,980,120

Monthly Top Stocks by Value (EUR)

Stock	Symbol	Value Traded
Nestle SA	NESNz	€ 944,389,660
Intesa Sanpaolo SpA	ISPM	€ 528,204,060
Roche Holding AG	ROGz	€ 474,601,910
Novartis AG	NOVNz	€ 455,395,850
Siemens AG	SIEd	€ 357,224,520
UniCredit SpA	UCGm	€ 346,550,090
Bayer AG	BAYNd	€ 337,499,740
Lafarge Holcim Ltd	LHNz	€ 282,784,320
Credit Suisse Group AG	CSGNz	€ 272,001,490
Eni SpA	ENIm	€ 264,873,560

Aquis Exchange value traded per month



Monthly Top Stocks by Market Share (continuous trading)

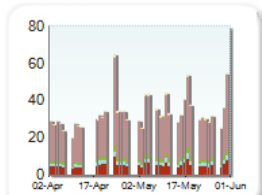
Stock	Symbol	Market Share
Luxtotta Group SpA	LUXm	9.6%
Nestle SA	NESNz	9.0%
Kuehne + Nagel International AG	KNINz	8.7%
Carlsberg A/S	CARLBc	8.4%
OC Oerlikon Corp AG	OERLz	8.3%
Statoil ASA	STLo	8.1%
Partners Group Holding AG	PGHNz	7.8%
Lafarge Holcim Ltd	LHNz	7.7%
DNB ASA	DNBo	7.3%
Adecco Group AG	ADENZ	7.3%

Italian 40 LiquidMetrix Battlemap*

Market Share

Rank	Venue	Market Share	Change
1	XMIL	71.39%	-0.31
2	CHIX	14.61%	-0.32
3	BATE	6.09%	+0.41
4	TRQX	5.24%	-0.16
5	AQXE	2.67%	+0.39

Volume Trend



Spreads

At touch

Rank	Venue	Spread (bps)	Change
1	XMIL	7.56	-0.12
2	AQXE	7.75	-0.28
3	CHIX	8.53	-0.27
4	BATE	9.88	-0.71
5	TRQX	11.28	-0.13

25k EUR deal

Rank	Venue	Spread (bps)	Change
1	XMIL	8.11	-0.10
2	AQXE	8.99	-0.38
3	CHIX	11.47	-0.53
4	BATE	15.17	-1.68
5	TRQX	15.20	-0.22

Book Depths

10BPS Depth (top of book)

Rank	Venue	Depth (1K EUR)	Change
1	XMIL	390.5	-7.2
2	AQXE	105.4	-10.2
3	CHIX	86.7	-4.7
4	BATE	54.1	-2.1
5	TRQX	41.5	-3.9

50BPS Depth (deeper into book)

Rank	Venue	Depth (1K EUR)	Change
1	XMIL	2,922.2	-126.6
2	CHIX	540.6	+3.2
3	AQXE	471.9	-2.1
4	BATE	355.2	+21.0
5	TRQX	279.6	+4.7

Best Prices

At touch

Rank	Venue	Best Price (%)	Change
1	XMIL	10.88	+0.20
2	AQXE	3.14	+0.83
3	CHIX	2.81	-0.01
4	TRQX	2.48	+0.33
5	BATE	2.33	-0.08

25k EUR deal

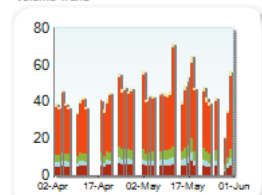
Rank	Venue	Best Price (%)	Change
1	XMIL	53.80	+0.87
2	CHIX	2.64	+0.08
3	AQXE	2.35	-0.45
4	TRQX	0.41	+0.03
5	BATE	0.38	+0.06

Swiss 20 LiquidMetrix Battlemap*

Market Share

Rank	Venue	Market Share	Change
1	XSWX	67.36%	+0.25
2	BATE	11.06%	+0.01
3	CHIX	10.64%	-1.43
4	TRQX	6.76%	+0.53
5	AQXE	4.18%	+0.63

Volume Trend



Spreads

At touch

Rank	Venue	Spread (bps)	Change
1	XSWX	5.68	+0.17
2	CHIX	5.97	+0.17
3	AQXE	6.16	+0.15
4	BATE	6.18	+0.09
5	TRQX	6.49	+0.22

25k EUR deal

Rank	Venue	Spread (bps)	Change
1	XSWX	5.74	+0.16
2	AQXE	6.29	+0.15
3	CHIX	6.45	+0.12
4	BATE	6.61	+0.03
5	TRQX	7.34	+0.13

Book Depths

10BPS Depth (top of book)

Rank	Venue	Depth (1K EUR)	Change
1	XSWX	2,313.6	+57.3
2	AQXE	717.2	+5.8
3	BATE	570.5	+43.1
4	CHIX	529.1	-1.7
5	TRQX	308.8	+23.3

50BPS Depth (deeper into book)

Rank	Venue	Depth (1K EUR)	Change
1	XSWX	9,265.5	-221.1
2	AQXE	2,336.5	-46.8
3	BATE	2,296.6	+132.1
4	CHIX	2,183.7	-87.5
5	TRQX	1,278.5	+97.7

Best Prices

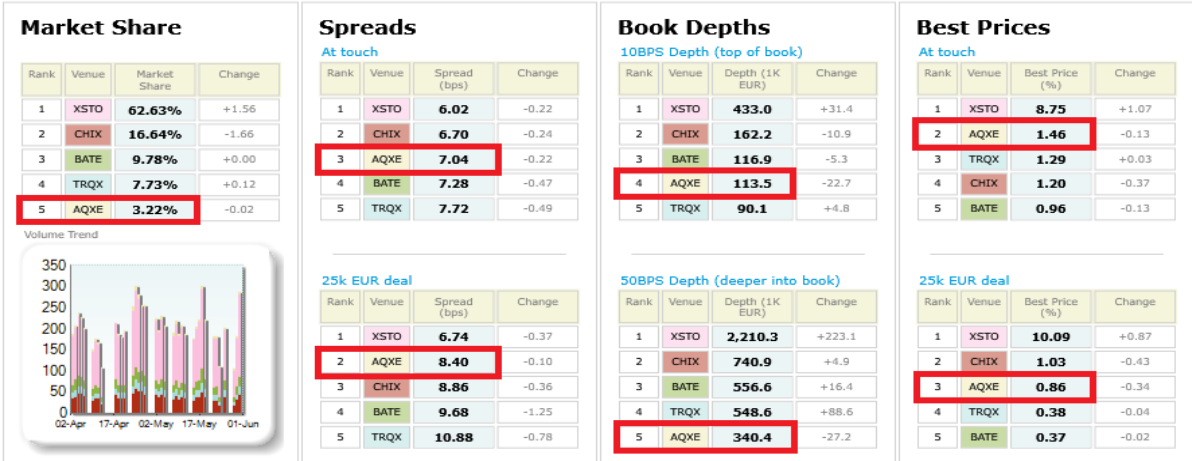
At touch

Rank	Venue	Best Price (%)	Change
1	XSWX	3.91	+0.01
2	CHIX	1.20	-0.19
3	AQXE	1.13	+0.05
4	TRQX	1.02	-0.19
5	BATE	0.60	-0.21

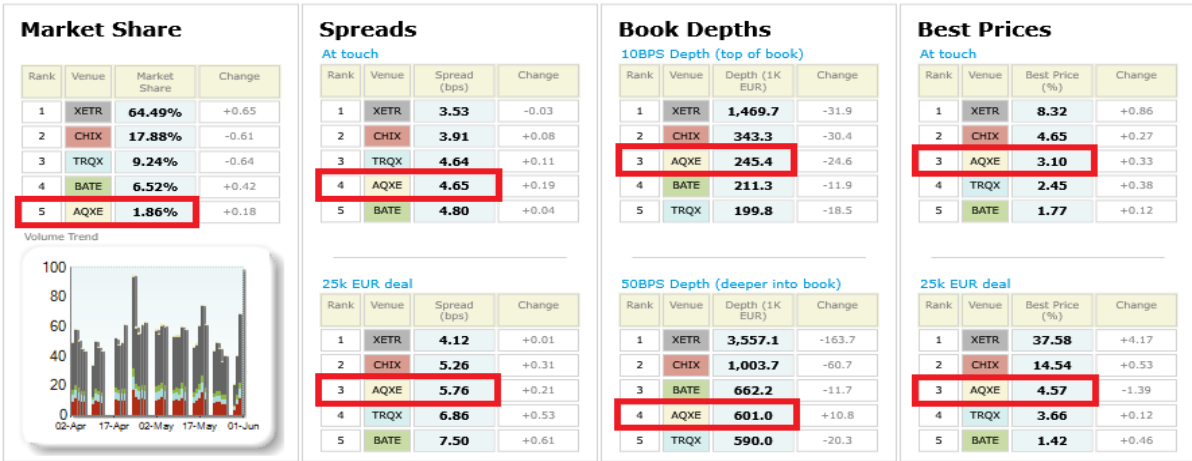
25k EUR deal

Rank	Venue	Best Price (%)	Change
1	XSWX	14.23	+1.09
2	CHIX	2.01	-0.40
3	AQXE	1.35	-0.34
4	TRQX	0.78	-0.06
5	BATE	0.73	-0.03

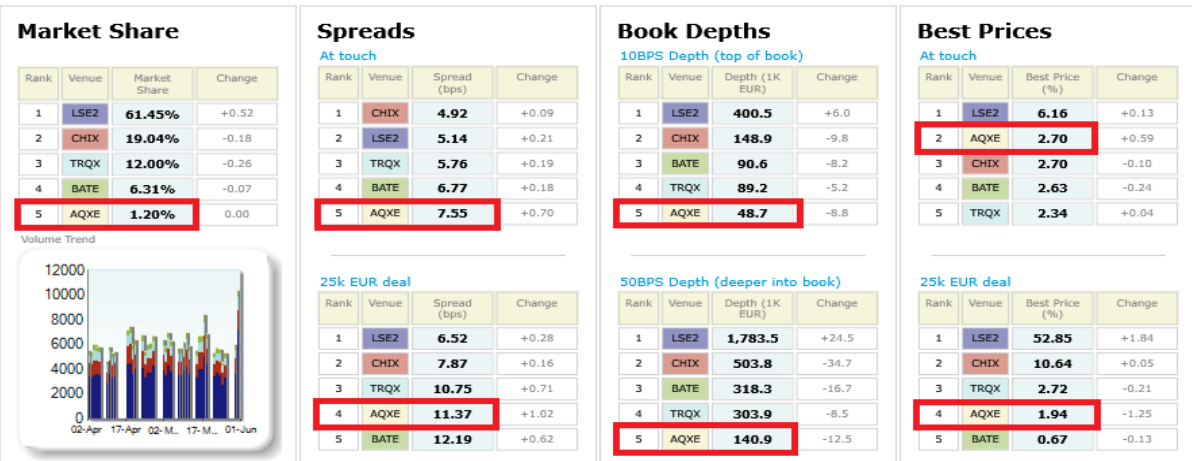
Swedish 30 LiquidMetric Battlemap*



German 30 LiquidMetric Battlemap*



UK 100 LiquidMetric Battlemap*



LiquidMetric definitions:

- **Spreads** measure the bid to offer spread of the best visible orders in the book. The result is averaged over the stocks in the index and is based on measurements of the order book every 30 seconds. The value for the spread is quoted in basis points (0.01%).
- **Market depth** measures the amount of visible liquidity (bids and offers) in the order book within 10 and 50 BPS of mid price. The result is averaged over the stocks in the index and is based on measurements of the order book every 30 seconds. This is quoted in '000s of EUR.
- **Best Price %** measures how often each venue posts an absolute best price (no ties) for stocks. The result is averaged over the stocks in the index and is based on measurements of the order book every 5 seconds.

LiquidMetric
Best Execution, Quantified



*Statistics relating to spreads and book depths have been sourced from LiquidMetric.

© Aquis Exchange Limited 2017. Aquis Exchange Limited is authorised and regulated by the Financial Conduct Authority. This report is for general information only and does not constitute investment advice or an offer, solicitation or recommendation to acquire or dispose of any investment or to engage in any other transaction. Although care is taken to ensure that the information is accurate and up to date, Aquis cannot accept any responsibility for mistakes or omissions.