

## Aquis Exchange Monthly Statistics

Month: Apr-2017  
 Value traded (EUR): € 13,957,452,992  
 Volume (no. of shares): 1,074,904,811

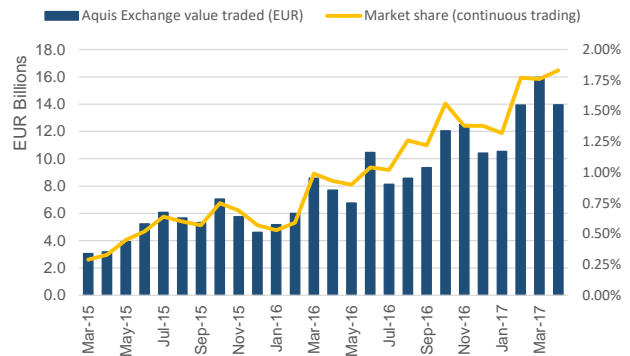
### Trading by Market

Market	Value Traded
Zurich	€ 3,266,302,300
Frankfurt	€ 1,996,063,100
London	€ 1,866,178,280
Stockholm	€ 1,430,556,400
Milan	€ 1,393,693,020
Paris	€ 1,230,035,460
Copenhagen	€ 706,198,050
Amsterdam	€ 689,208,720
Madrid	€ 426,221,260
Oslo	€ 369,599,760
Helsinki	€ 317,510,020
Brussels	€ 227,908,420
Lisbon	€ 37,977,830

### Monthly Top Stocks by Value (EUR)

Stock	Symbol	Value Traded
Nestle SA	NESNz	€ 448,911,860
Roche Holding AG	ROGz	€ 409,533,580
Novartis AG	NOVNz	€ 345,547,050
Intesa Sanpaolo SpA	ISPM	€ 329,577,320
Siemens AG	SIED	€ 242,974,210
UniCredit SpA	UCGM	€ 200,429,670
Lafarge Holcim Ltd	LHNz	€ 183,086,480
Bayer AG	BAYNd	€ 174,925,930
UBS Group AG	UBSGz	€ 167,639,940
Pandora A/S	PNDORc	€ 152,573,160

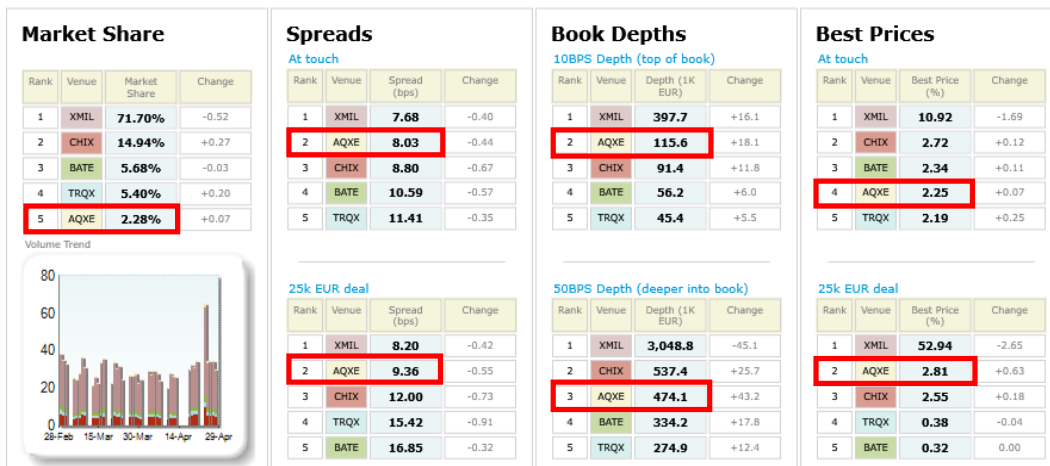
### Aquis Exchange value traded per month



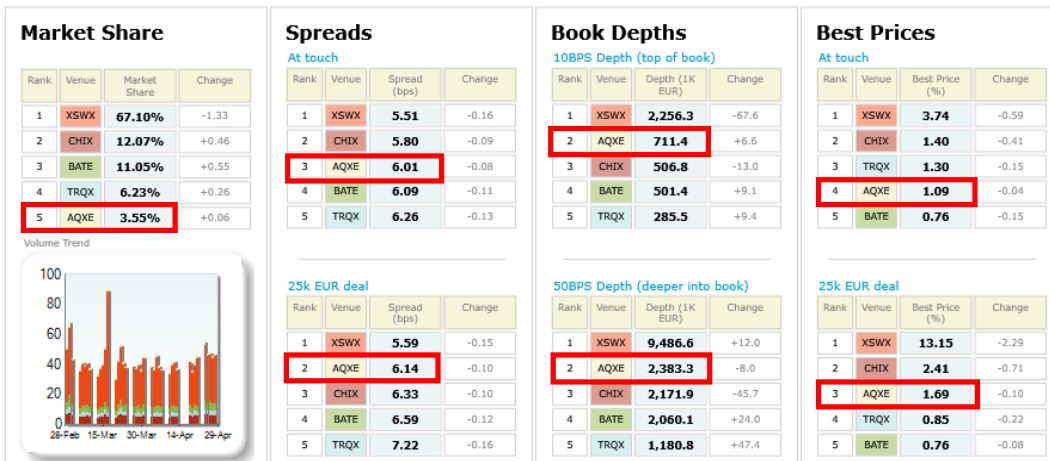
### Monthly Top Stocks by Market Share (continuous trading)

Stock	Symbol	Market Share
OC Oerlikon Corp AG	OERLz	8.1%
Coloplast A/S	COLOBc	8.0%
DNB ASA	DNBo	8.0%
Marine Harvest ASA	MHGo	7.7%
Luxtotta Group SpA	LUXm	7.2%
Lafarge Holcim Ltd	LHNz	7.2%
Kuehne + Nagel International AG	KNINz	7.0%
Partners Group Holding AG	PGHNz	7.0%
Roche Holding AG	ROGz	7.0%
Pandora A/S	PNDORc	6.6%

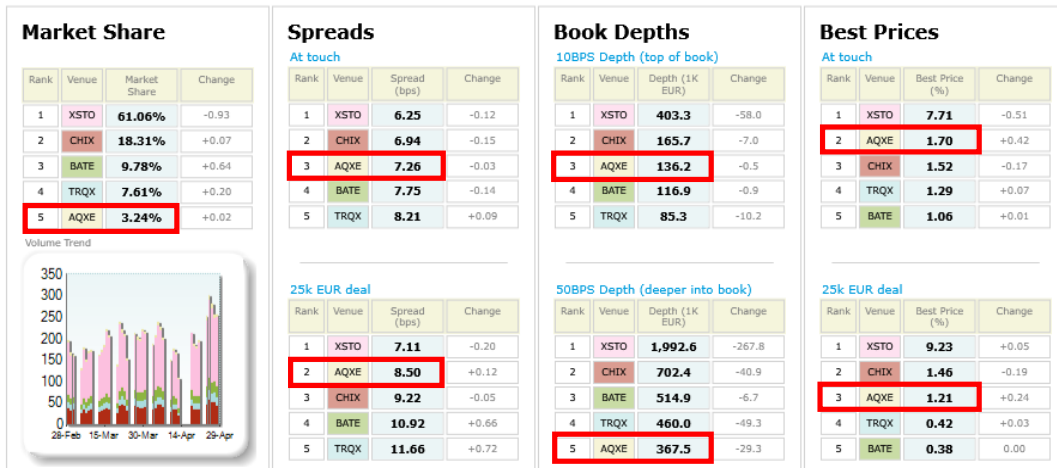
## Italian 40 LiquidMetrix Battlemap\*



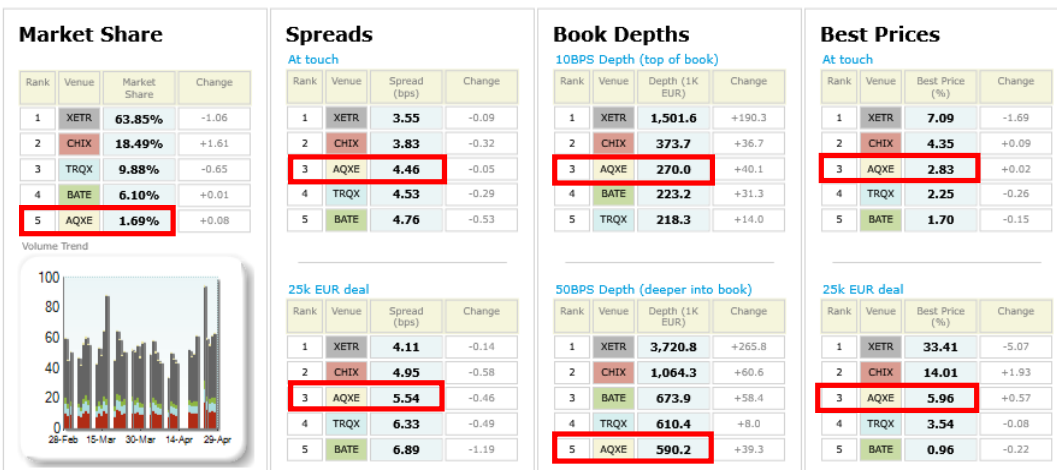
## Swiss 20 LiquidMetrix Battlemap\*



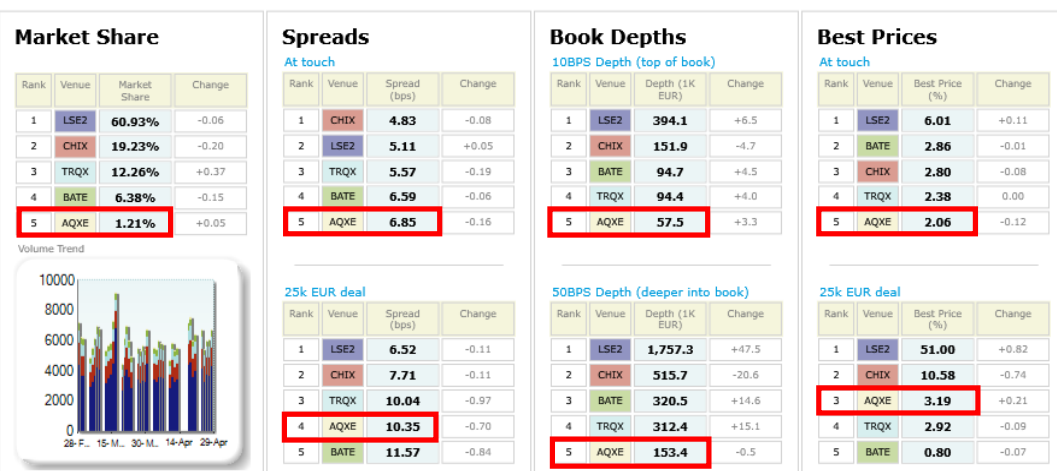
Swedish 30 LiquidMetric Battlemap\*



German 30 LiquidMetric Battlemap\*



UK 100 LiquidMetric Battlemap\*



LiquidMetric definitions:

- **Spreads** measure the bid to offer spread of the best visible orders in the book. The result is averaged over the stocks in the index and is based on measurements of the order book every 30 seconds. The value for the spread is quoted in basis points (0.01%).
- **Market depth** measures the amount of visible liquidity (bids and offers) in the order book within 10 and 50 BPS of mid price. The result is averaged over the stocks in the index and is based on measurements of the order book every 30 seconds. This is quoted in '000s of EUR.
- **Best Price %** measures how often each venue posts an absolute best price (no ties) for stocks. The result is averaged over the stocks in the index and is based on measurements of the order book every 5 seconds.

\*Statistics relating to spreads and book depths have been sourced from LiquidMetric.

© Aquis Exchange Limited 2017. Aquis Exchange Limited is authorised and regulated by the Financial Conduct Authority. This report is for general information only and does not constitute investment advice or an offer, solicitation or recommendation to acquire or dispose of any investment or to engage in any other transaction. Although care is taken to ensure that the information is accurate and up to date, Aquis cannot accept any responsibility for mistakes or omissions.