

Aquis Exchange Monthly Statistics

Month: Mar-2017
 Value traded (EUR): € 15,967,984,010
 Volume (no. of shares): 1,196,160,846

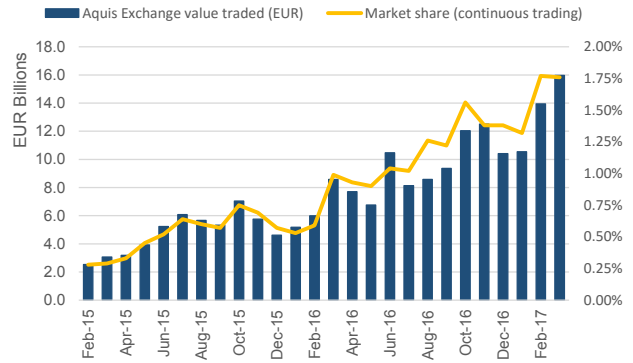
Trading by Market

Market	Value Traded
Zurich	€ 4,054,034,420
Frankfurt	€ 2,256,418,930
London	€ 2,140,737,560
Stockholm	€ 1,535,596,680
Milan	€ 1,500,378,720
Paris	€ 1,246,876,660
Amsterdam	€ 922,021,660
Copenhagen	€ 672,084,650
Oslo	€ 558,316,590
Madrid	€ 452,767,980
Helsinki	€ 297,793,970
Brussels	€ 276,232,760
Lisbon	€ 54,722,960

Monthly Top Stocks by Value (EUR)

Stock	Symbol	Value Traded
Nestle SA	NESNz	€ 625,223,880
Roche Holding AG	ROGz	€ 617,398,590
Novartis AG	NOVNz	€ 492,722,860
Intesa Sanpaolo SpA	ISPM	€ 357,584,180
UniCredit SpA	UCGm	€ 222,559,130
Siemens AG	SIEd	€ 216,167,310
UBS Group AG	UBSGz	€ 215,092,760
Credit Suisse Group AG	CSGNz	€ 209,702,350
ING Groep NV	INGAa	€ 201,007,660
Eni SpA	ENIm	€ 195,964,370

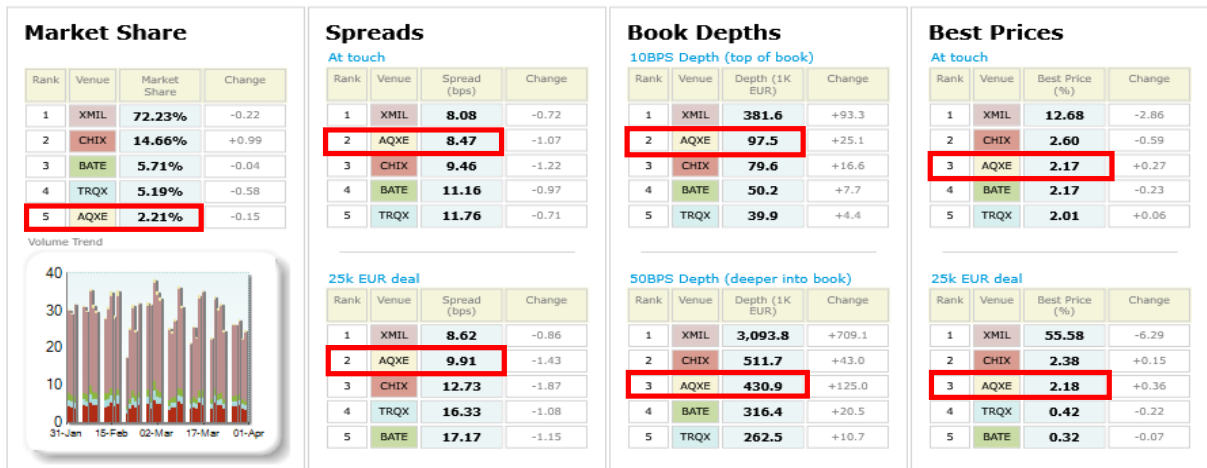
Aquis Exchange value traded per month



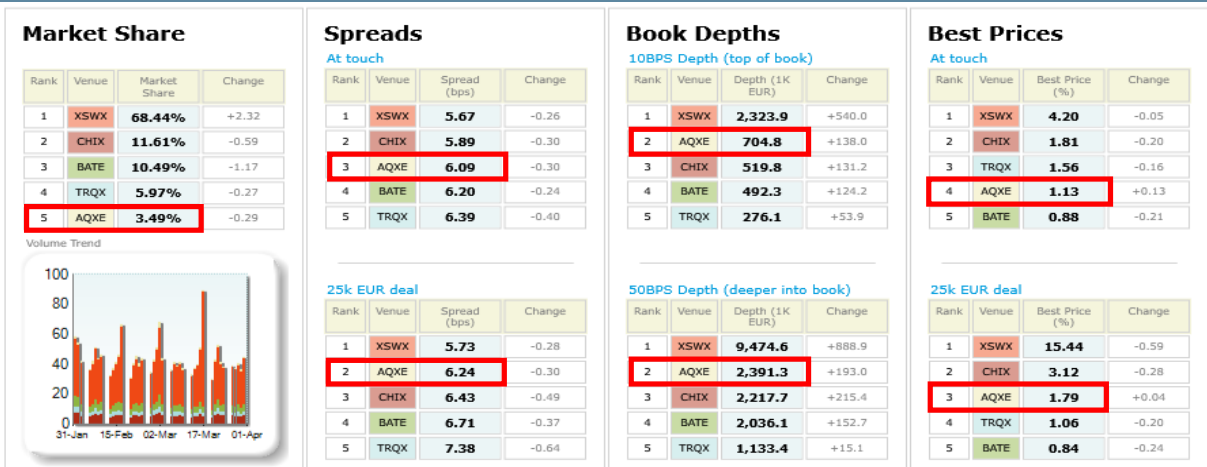
Monthly Top Stocks by Market Share (continuous trading)

Stock	Symbol	Market Share
OC Oerlikon Corp AG	OERLz	13.3%
Partners Group Holding AG	PGHNz	11.0%
DNB ASA	DNBo	9.0%
Telenor	TELo	8.2%
Statoil ASA	STLo	7.7%
Kuehne + Nagel International AG	KNINz	7.7%
Adecco Group AG	ADENz	7.4%
Svenska Handelsbanken AB	SHBAz	7.2%
Nestle SA	NESNz	6.6%
Assa Abloy AB	ASSABz	6.6%

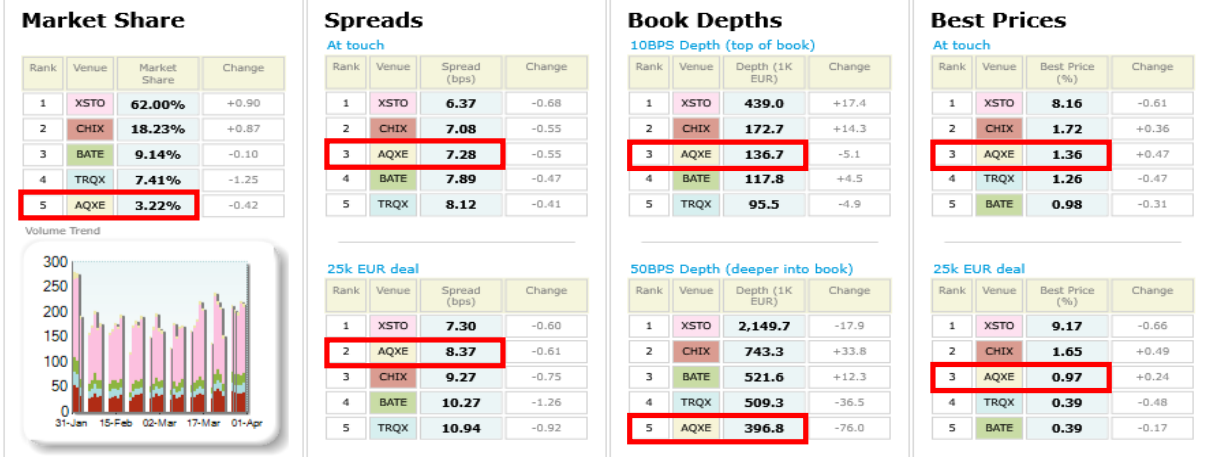
Italian 40 LiquidMetrix Battlemap*



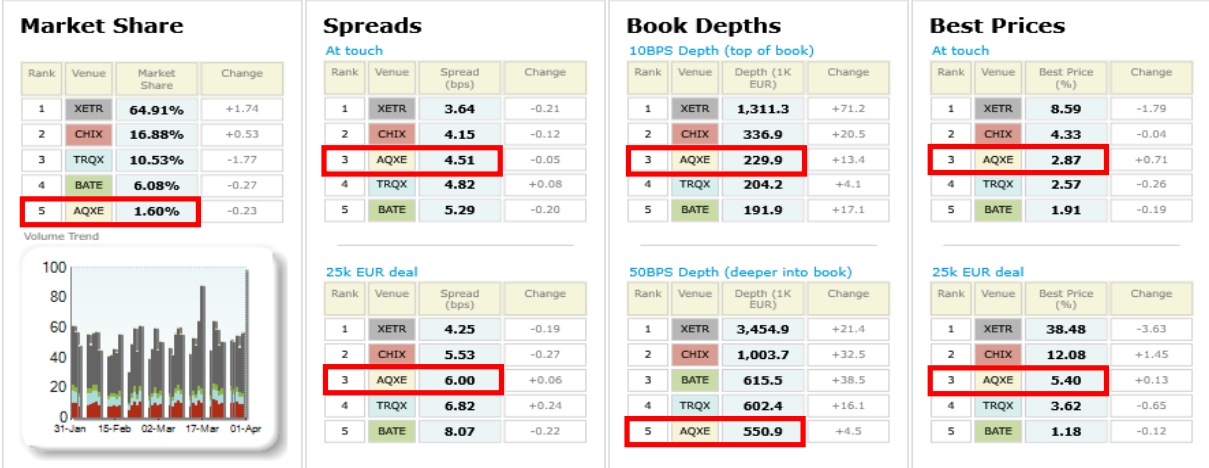
Swiss 20 LiquidMetrix Battlemap*



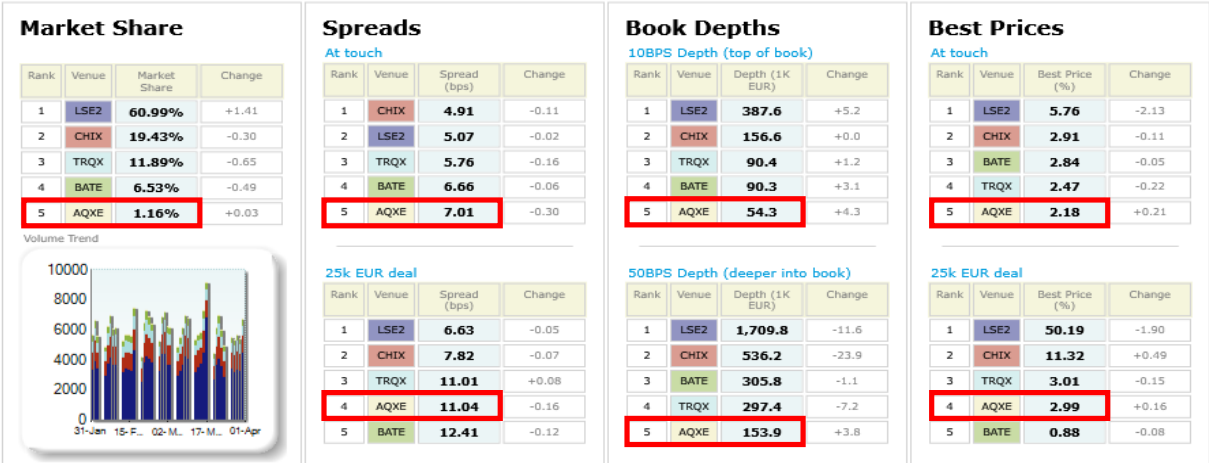
Swedish 30 LiquidMetric Battlemap*



German 30 LiquidMetric Battlemap*



UK 100 LiquidMetric Battlemap*



LiquidMetric definitions:

- **Spreads** measure the bid to offer spread of the best visible orders in the book. The result is averaged over the stocks in the index and is based on measurements of the order book every 30 seconds. The value for the spread is quoted in basis points (0.01%).
- **Market depth** measures the amount of visible liquidity (bids and offers) in the order book within 10 and 50 BPS of mid price. The result is averaged over the stocks in the index and is based on measurements of the order book every 30 seconds. This is quoted in '000s of EUR.
- **Best Price %** measures how often each venue posts an absolute best price (no ties) for stocks. The result is averaged over the stocks in the index and is based on measurements of the order book every 5 seconds.

*Statistics relating to spreads and book depths have been sourced from LiquidMetric.

© Aquis Exchange Limited 2017. Aquis Exchange Limited is authorised and regulated by the Financial Conduct Authority. This report is for general information only and does not constitute investment advice or an offer, solicitation or recommendation to acquire or dispose of any investment or to engage in any other transaction. Although care is taken to ensure that the information is accurate and up to date, Aquis cannot accept any responsibility for mistakes or omissions.