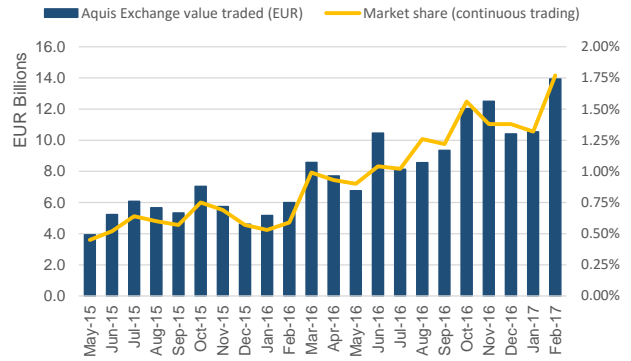


Aquis Exchange Monthly Statistics

Month: Feb-2017
 Value traded (EUR): € 13,938,544,778
 Volume (no. of shares): 1,068,768,383

Aquis Exchange value traded per month



Trading by Market

Market	Value Traded
Zurich	€ 3,424,373,810
Frankfurt	€ 1,896,322,950
London	€ 1,709,493,720
Stockholm	€ 1,458,598,230
Milan	€ 1,400,149,260
Paris	€ 918,028,060
Amsterdam	€ 594,180,700
Copenhagen	€ 559,227,570
Madrid	€ 366,929,890
Oslo	€ 352,555,130
Helsinki	€ 244,303,780
Brussels	€ 167,555,470
Lisbon	€ 39,399,010

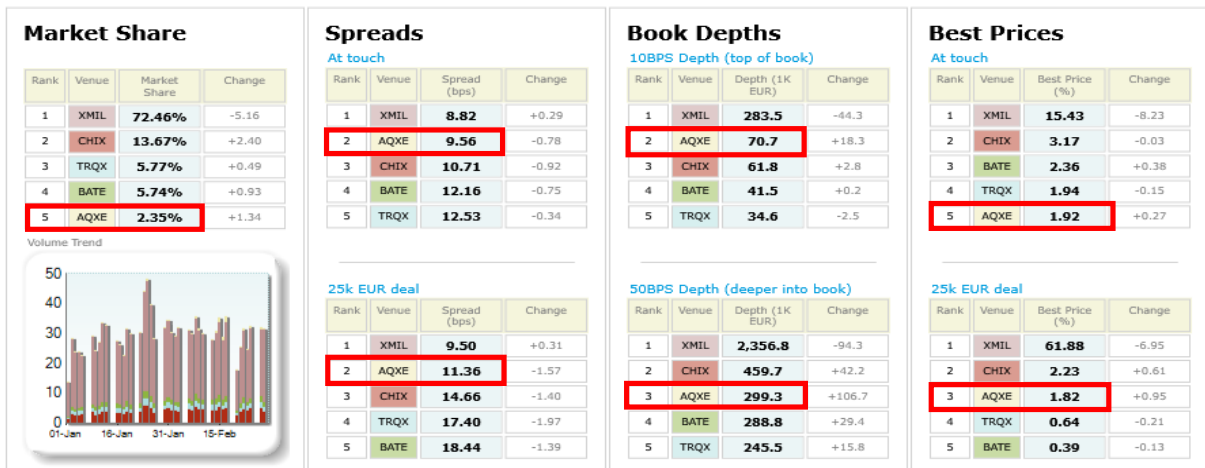
Monthly Top Stocks by Value (EUR)

Stock	Symbol	Value Traded
Nestle SA	NESNz	€ 539,497,550
UniCredit SpA	UCGm	€ 455,399,050
Roche Holding AG	ROGz	€ 448,153,380
Novartis AG	NOVNz	€ 440,046,240
Siemens AG	SIEd	€ 268,274,120
Intesa Sanpaolo SpA	ISPM	€ 259,636,460
Credit Suisse Group AG	CSGNz	€ 212,711,840
UBS Group AG	UBSGz	€ 194,940,660
Bayer AG	BAYNd	€ 171,215,750
Cie Financiere Richemont SA	CFRz	€ 155,041,030

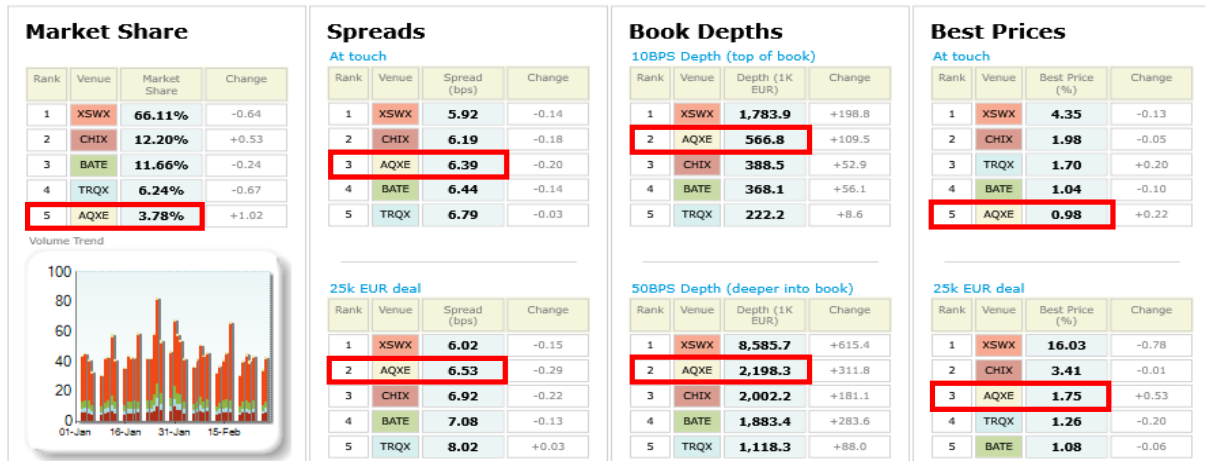
Monthly Top Stocks by Market Share (continuous trading)

Stock	Symbol	Market Share
OC Oerlikon Corp AG	OERLz	12.9%
Partners Group Holding AG	PGHNz	10.4%
Kuehne + Nagel International AG	KNINz	8.2%
Nordea Bank AB (Sweden)	NDAs	7.9%
Svenska Handelsbanken AB	SHBAs	7.8%
Adecco Group AG	ADENz	7.4%
Assa Abloy AB	ASSABs	7.2%
Swedbank AB	SWEDAs	6.9%
Logitech International SA	LOGNz	6.8%
Statoil ASA	STL0	6.8%

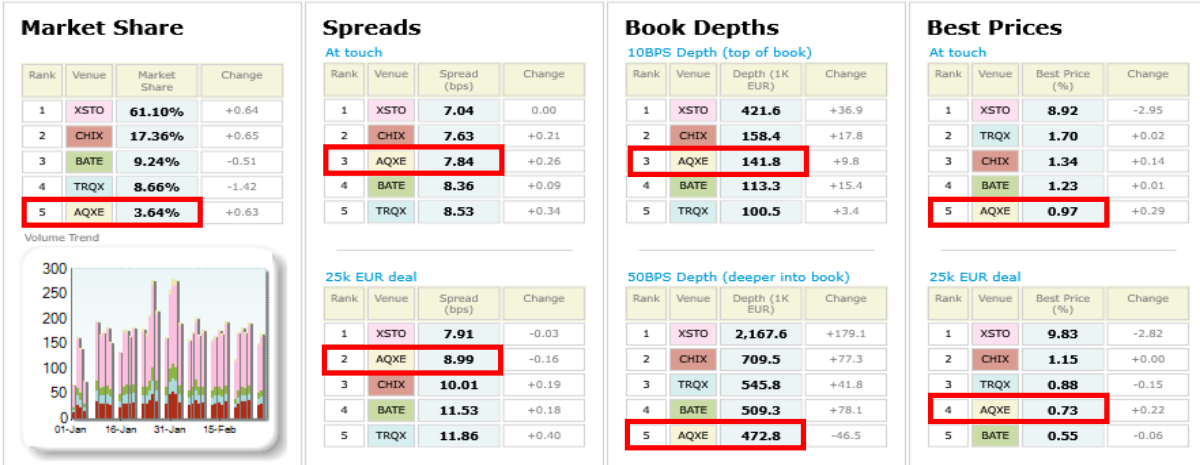
Italian 40 LiquidMetrix Battlemap*



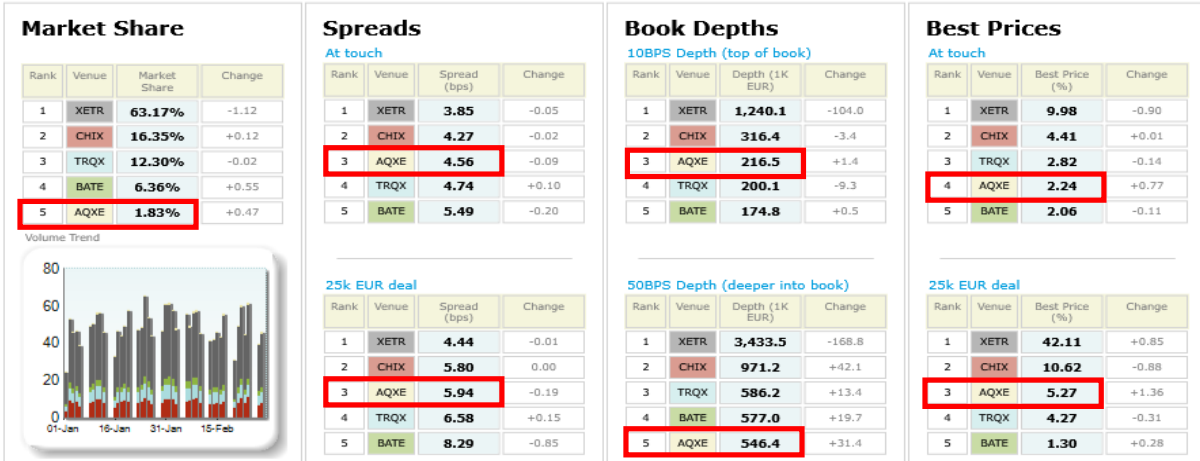
Swiss 20 LiquidMetrix Battlemap*



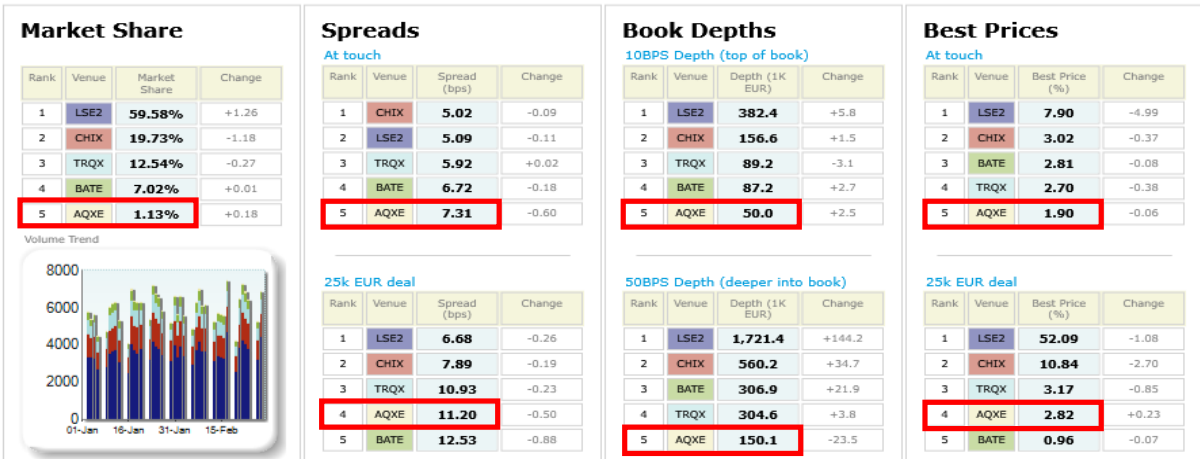
Swedish 30 LiquidMetrix Battlemap*



German 30 LiquidMetrix Battlemap*



UK 100 LiquidMetrix Battlemap*



LiquidMetrix definitions:

- **Spreads** measure the bid to offer spread of the best visible orders in the book. The result is averaged over the stocks in the index and is based on measurements of the order book every 30 seconds. The value for the spread is quoted in basis points (0.01%).
- **Market depth** measures the amount of visible liquidity (bids and offers) in the order book within 10 and 50 BPS of mid price. The result is averaged over the stocks in the index and is based on measurements of the order book every 30 seconds. This is quoted in '000s of EUR.
- **Best Price %** measures how often each venue posts an absolute best price (no ties) for stocks. The result is averaged over the stocks in the index and is based on measurements of the order book every 5 seconds.

*Statistics relating to spreads and book depths have been sourced from LiquidMetrix.

© Aquis Exchange Limited 2017. Aquis Exchange Limited is authorised and regulated by the Financial Conduct Authority. This report is for general information only and does not constitute investment advice or an offer, solicitation or recommendation to acquire or dispose of any investment or to engage in any other transaction. Although care is taken to ensure that the information is accurate and up to date, Aquis cannot accept any responsibility for mistakes or omissions.