

Aquis Exchange Monthly Statistics

Month: Jan-2017
 Value traded (EUR): € 10,538,955,540
 Volume (no. of shares): 805,199,747

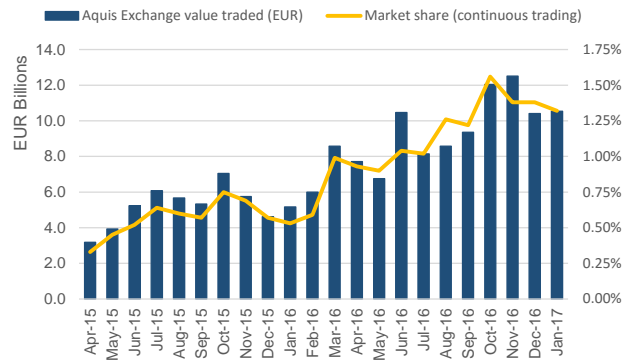
Trading by Market

Market	Value Traded
Zurich	€ 2,964,883,444
Frankfurt	€ 1,603,064,232
London	€ 1,575,824,968
Stockholm	€ 1,224,914,399
Paris	€ 781,696,679
Milan	€ 684,099,363
Amsterdam	€ 437,001,275
Copenhagen	€ 350,794,542
Madrid	€ 314,395,991
Oslo	€ 314,386,366
Helsinki	€ 162,021,673
Brussels	€ 93,583,092
Lisbon	€ 32,289,209

Monthly Top Stocks by Value (EUR)

Stock	Symbol	Value Traded
Novartis AG	NOVNz	€ 461,611,598
Nestle SA	NESNz	€ 374,052,419
Roche Holding AG	ROGz	€ 315,781,574
UBS Group AG	UBSGz	€ 219,371,536
Siemens AG	SIEd	€ 197,338,688
Credit Suisse Group AG	CSGNz	€ 186,547,886
Cie Financiere Richemont SA	CFRz	€ 181,179,581
Intesa Sanpaolo SpA	ISPM	€ 162,943,625
Actelion Ltd	ATLNz	€ 155,681,423
ABB Ltd	ABBNz	€ 123,144,117

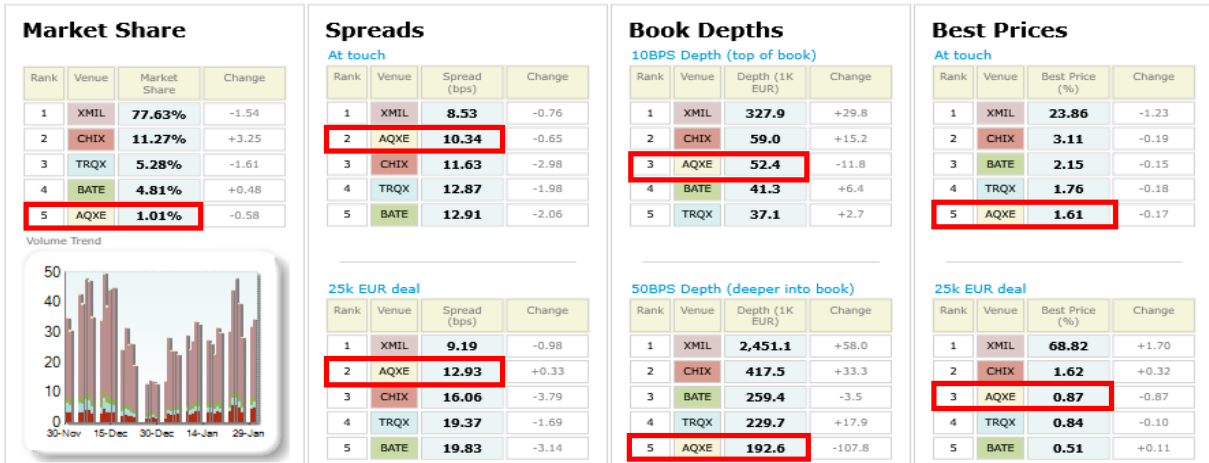
Aquis Exchange value traded per month



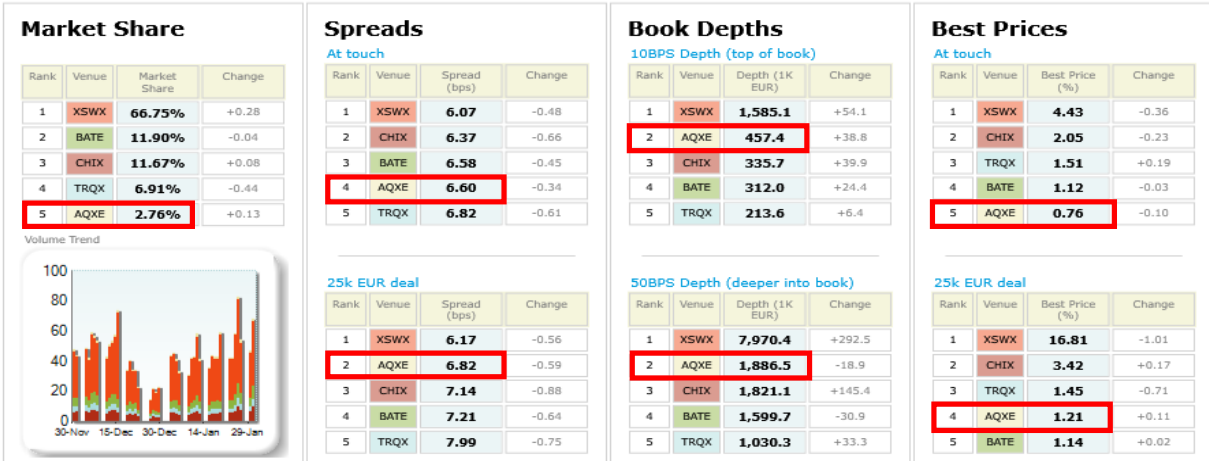
Monthly Top Stocks by Market Share (continuous trading)

Stock	Symbol	Market Share
Kuehne + Nagel International AG	KNINz	7.1%
OC Oerlikon Corp AG	OERLz	6.6%
DNB ASA	DNBo	6.6%
Assa Abloy AB	ASSABs	5.8%
Orkla ASA	ORKo	5.7%
Sandvik AB	SANDs	5.5%
Svenska Cellulosa AB	SCABs	5.5%
Nordea Bank AB (Sweden)	NDAAs	5.3%
Volvo AB	VOLVBs	5.2%
SKF AB	SKFBs	5.0%

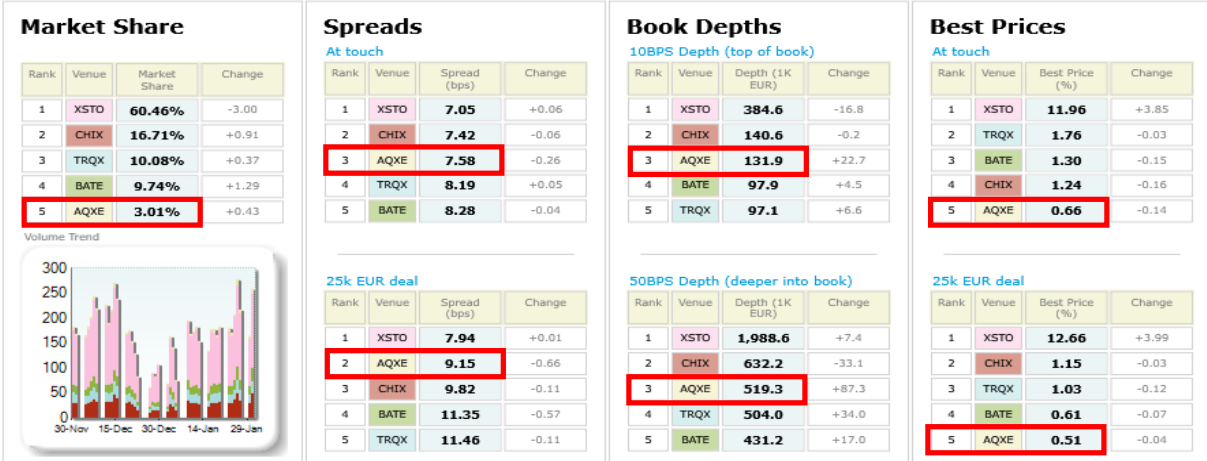
Italian 40 LiquidMetrix Battlemap*



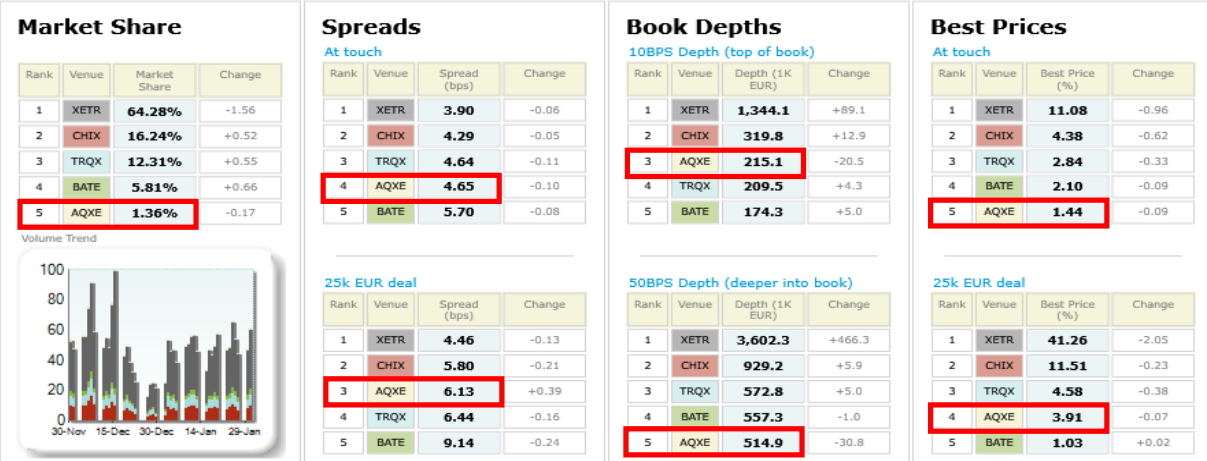
Swiss 20 LiquidMetrix Battlemap*



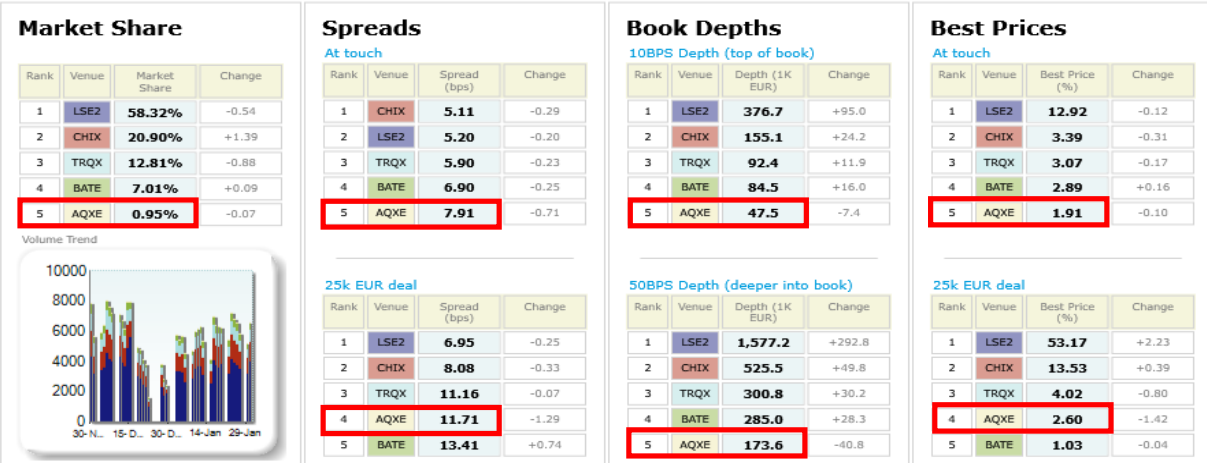
Swedish 30 LiquidMetric Battlemap*



German 30 LiquidMetric Battlemap*



UK 100 LiquidMetric Battlemap*



LiquidMetric definitions:

- **Spreads** measure the bid to offer spread of the best visible orders in the book. The result is averaged over the stocks in the index and is based on measurements of the order book every 30 seconds. The value for the spread is quoted in basis points (0.01%).
- **Market depth** measures the amount of visible liquidity (bids and offers) in the order book within 10 and 50 BPS of mid price. The result is averaged over the stocks in the index and is based on measurements of the order book every 30 seconds. This is quoted in '000s of EUR.
- **Best Price %** measures how often each venue posts an absolute best price (no ties) for stocks. The result is averaged over the stocks in the index and is based on measurements of the order book every 5 seconds.

*Statistics relating to spreads and book depths have been sourced from LiquidMetric.

© Aquis Exchange Limited 2017. Aquis Exchange Limited is authorised and regulated by the Financial Conduct Authority. This report is for general information only and does not constitute investment advice or an offer, solicitation or recommendation to acquire or dispose of any investment or to engage in any other transaction. Although care is taken to ensure that the information is accurate and up to date, Aquis cannot accept any responsibility for mistakes or omissions.