

## Aquis Exchange Monthly Statistics

Month: Nov-2016  
 Value traded (EUR): € 12,508,229,617  
 Volume (no. of shares): 1,100,351,655

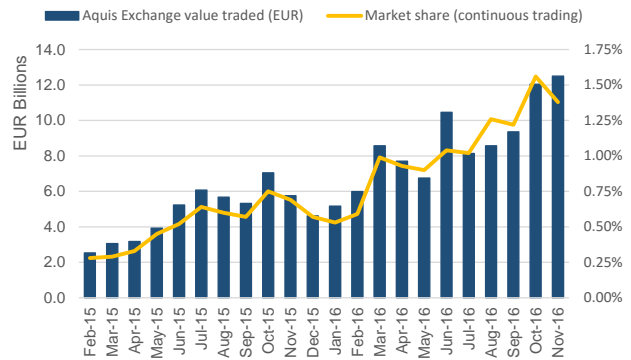
### Trading by Market

Market	Value Traded
Zurich	€ 3,428,293,340
Frankfurt	€ 1,957,623,620
London	€ 1,762,130,460
Milan	€ 1,167,886,990
Stockholm	€ 1,100,187,640
Paris	€ 913,072,040
Copenhagen	€ 681,518,240
Amsterdam	€ 613,988,180
Oslo	€ 291,971,720
Madrid	€ 221,481,620
Brussels	€ 182,041,700
Helsinki	€ 159,559,210
Lisbon	€ 28,474,530

### Monthly Top Stocks by Value (EUR)

Stock	Symbol	Value Traded
Nestle SA	NESNz	€ 581,499,920
Novartis AG	NOVNz	€ 508,332,420
Roche Holding AG	ROGz	€ 417,433,450
Novo Nordisk A/S	NOVOBc	€ 244,143,740
UBS Group AG	UBSGz	€ 240,960,740
Allianz SE	ALVd	€ 229,292,830
Siemens AG	SIEd	€ 229,135,880
Actelion Ltd	ATLNz	€ 199,633,980
Credit Suisse Group AG	CSGNz	€ 185,742,090
ING Groep NV	INGAa	€ 180,901,700

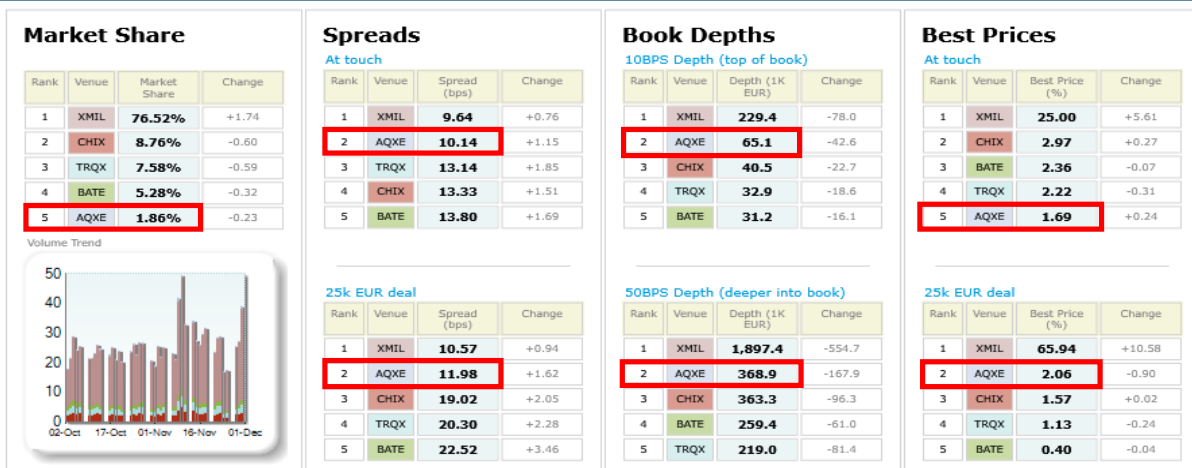
### Aquis Exchange value traded per month



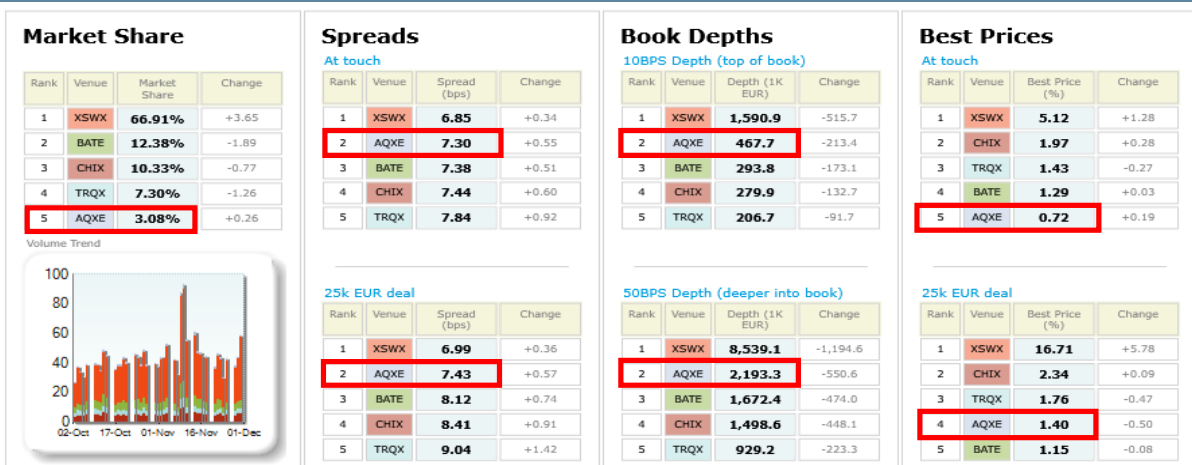
### Monthly Top Stocks by Market Share (continuous trading)

Stock	Symbol	Market Share
Carlsberg A/S	CARLBc	6.9%
Assa Abloy AB	ASSABs	6.8%
DNB ASA	DNBo	6.0%
Sandvik AB	SANDs	5.6%
Tod's SpA	TODm	5.5%
A2A SpA	A2Am	5.4%
Statoil ASA	STLo	5.3%
SKF AB	SKFBs	5.1%
Lafarge Holcim Ltd	LHNz	5.1%
Nestle SA	NESNz	5.0%

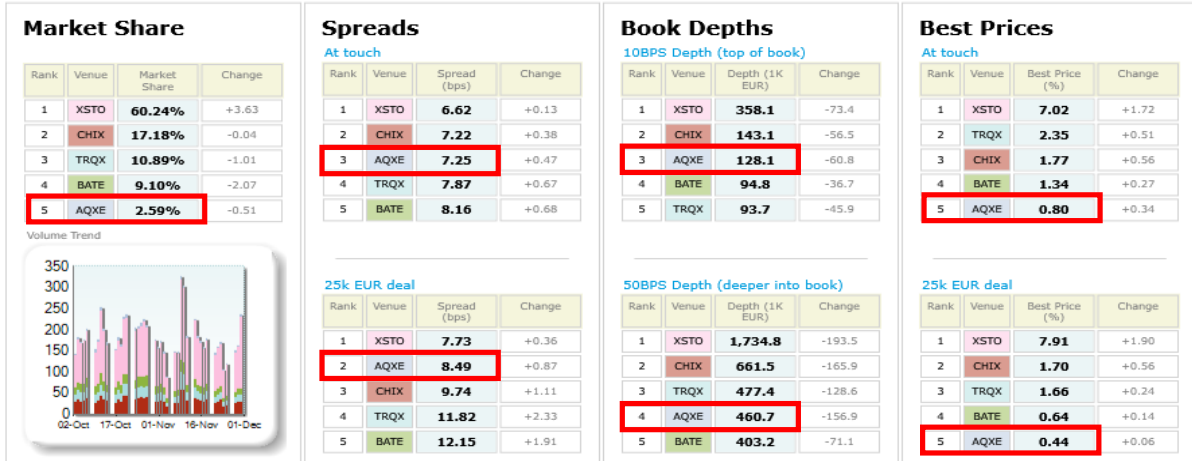
## Italian 40 LiquidMetrix Battlemap\*



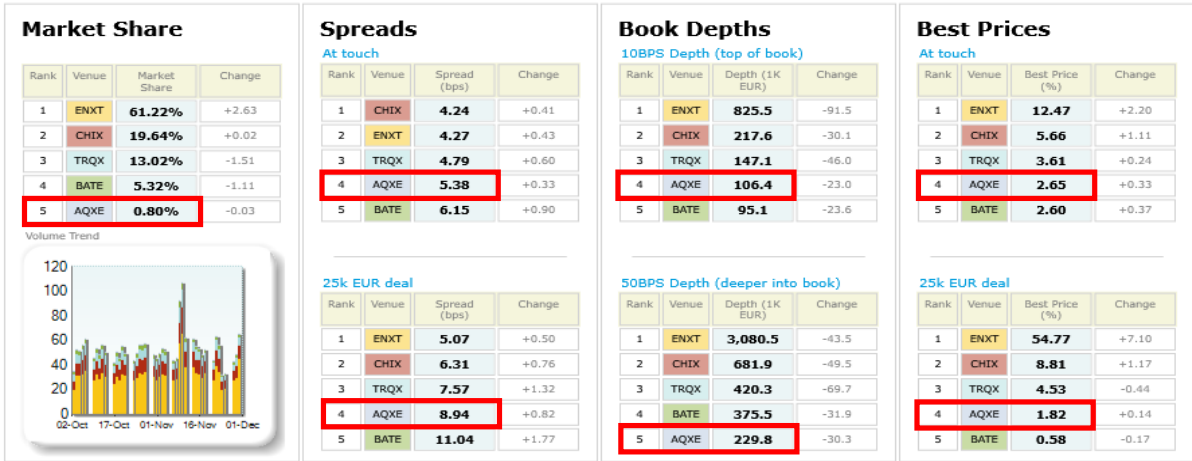
## Swiss 20 LiquidMetrix Battlemap\*



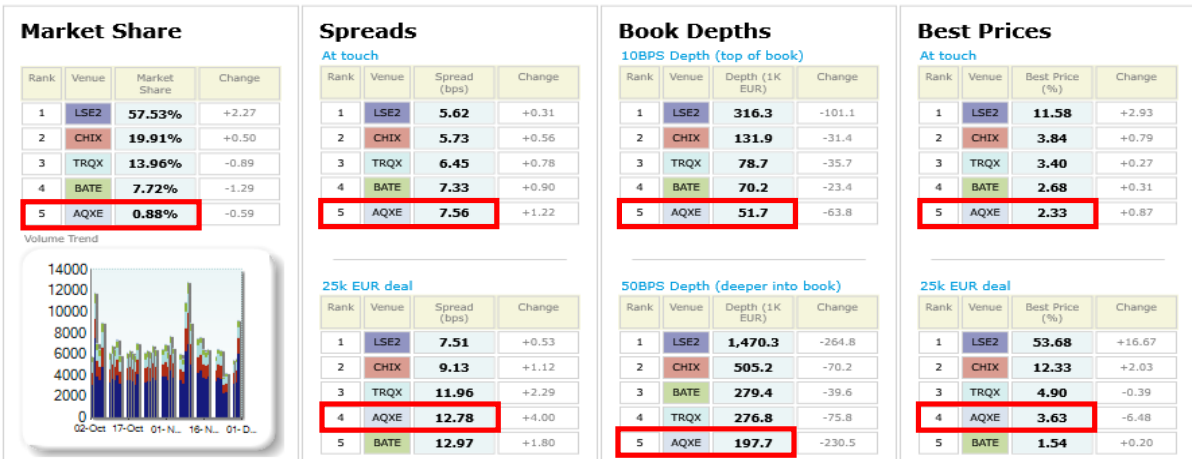
Swedish 30 LiquidMetric Battlemap\*



French 40 LiquidMetric Battlemap\*



UK 100 LiquidMetric Battlemap\*



LiquidMetric definitions:

- **Spreads** measure the bid to offer spread of the best visible orders in the book. The result is averaged over the stocks in the index and is based on measurements of the order book every 30 seconds. The value for the spread is quoted in basis points (0.01%).
- **Market depth** measures the amount of visible liquidity (bids and offers) in the order book within 10 and 50 BPS of mid price. The result is averaged over the stocks in the index and is based on measurements of the order book every 30 seconds. This is quoted in '000s of EUR.
- **Best Price %** measures how often each venue posts an absolute best price (no ties) for stocks. The result is averaged over the stocks in the index and is based on measurements of the order book every 5 seconds.

\*Statistics relating to spreads and book depths have been sourced from LiquidMetric.

© Aquis Exchange Limited 2016. Aquis Exchange Limited is authorised and regulated by the Financial Conduct Authority. This report is for general information only and does not constitute investment advice or an offer, solicitation or recommendation to acquire or dispose of any investment or to engage in any other transaction. Although care is taken to ensure that the information is accurate and up to date, Aquis cannot accept any responsibility for mistakes or omissions.