

Aquis Exchange Monthly Statistics

Month: Oct-2016
 Value traded (EUR): € 12,041,138,685
 Volume (no. of shares): 1,236,195,622

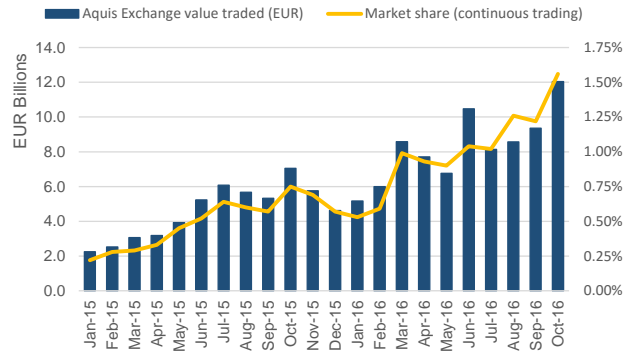
Trading by Market

Market	Value Traded
London	€ 2,614,672,930
Zurich	€ 2,414,760,040
Frankfurt	€ 1,794,550,060
Stockholm	€ 1,362,749,540
Milan	€ 1,063,034,760
Paris	€ 757,531,580
Copenhagen	€ 538,697,590
Amsterdam	€ 516,499,290
Oslo	€ 280,541,430
Helsinki	€ 251,492,130
Brussels	€ 212,452,150
Madrid	€ 211,187,850
Lisbon	€ 22,969,090

Monthly Top Stocks by Value (EUR)

Stock	Symbol	Value Traded
Nestle SA	NESNz	€ 419,842,590
Novartis AG	NOVNz	€ 341,171,670
Roche Holding AG	ROGz	€ 280,268,890
Novo Nordisk A/S	NOVOBc	€ 225,244,750
Siemens AG	SIEd	€ 177,788,200
Eni SpA	ENIm	€ 168,115,550
Cie Financiere Richemont SA	CFRz	€ 165,538,130
Allianz SE	ALVd	€ 155,389,790
Intesa Sanpaolo SpA	ISPm	€ 150,585,890
Anheuser-Busch InBev NV	ABIB	€ 139,002,340

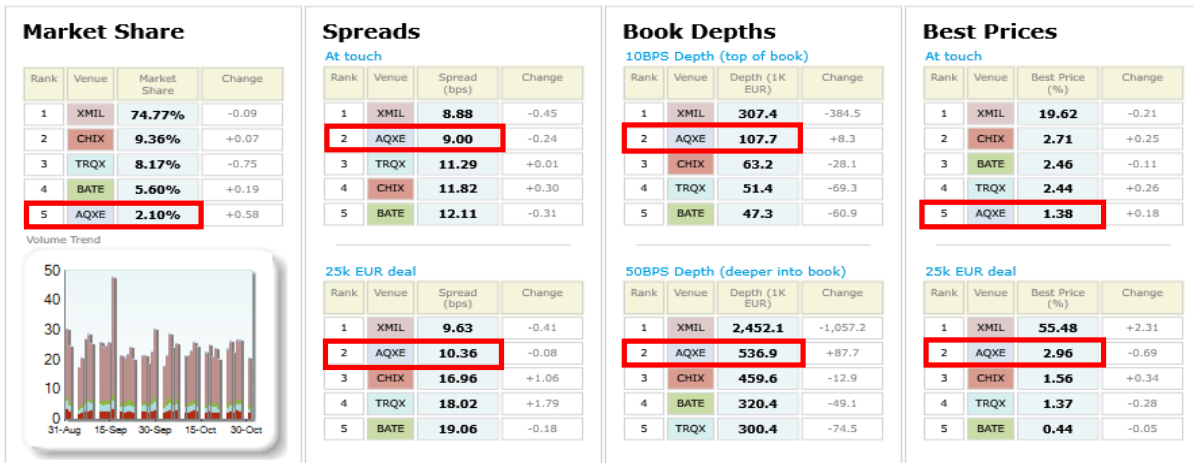
Aquis Exchange value traded per month



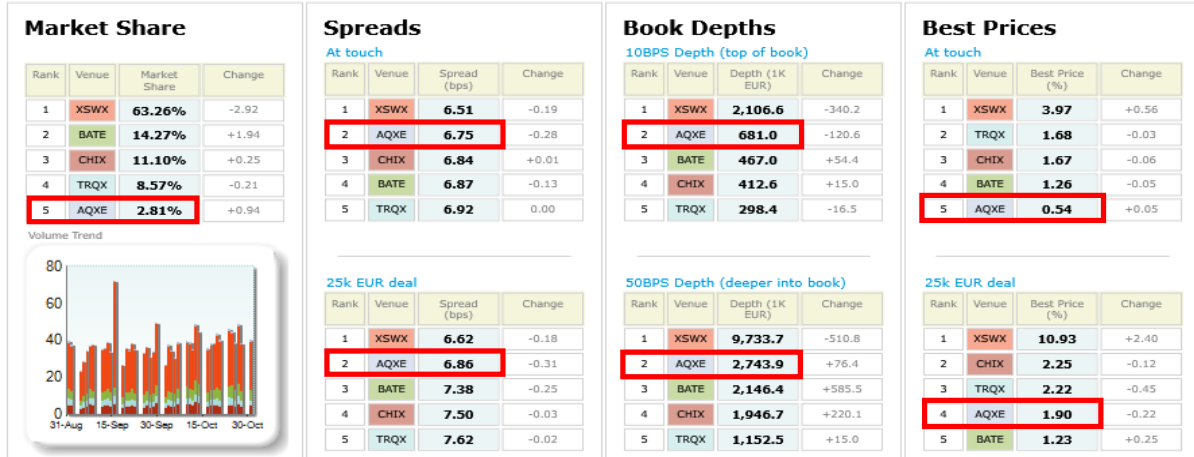
Monthly Top Stocks by Market Share (continuous trading)

Stock	Symbol	Market Share
Assa Abloy AB	ASSABs	7.3%
SKF AB	SKFBs	6.2%
GN Store Nord A/S	Gnc	5.6%
Securitas AB	SECUBs	5.6%
Logitech International SA	LOGNz	5.3%
Sage Group PLC	SGEI	5.3%
British Land Co PLC	BLNDI	5.3%
Sandvik AB	SANDs	5.3%
DNB ASA	DNBo	5.2%
Alfa Laval AB	ALFAs	5.0%

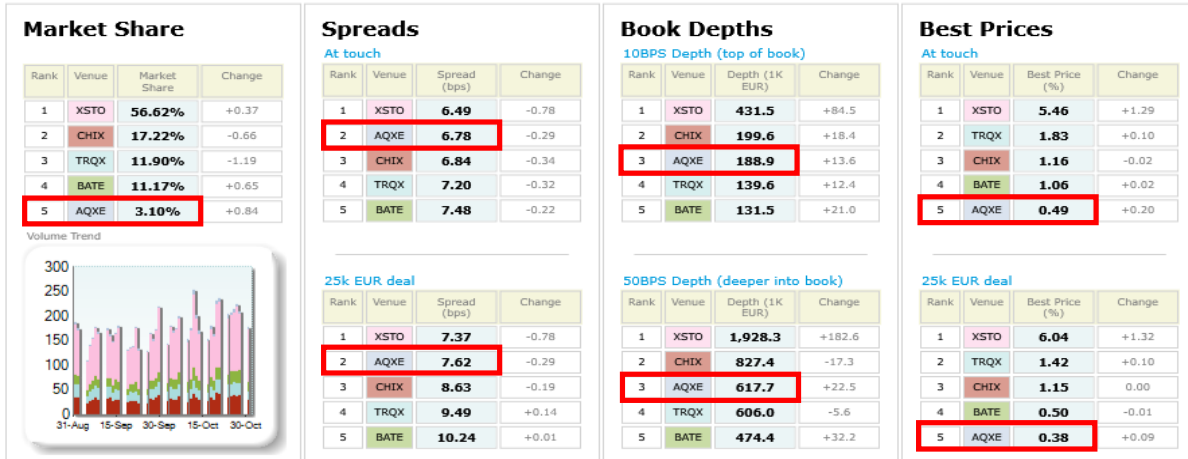
Italian 40 LiquidMetrix Battlemap*



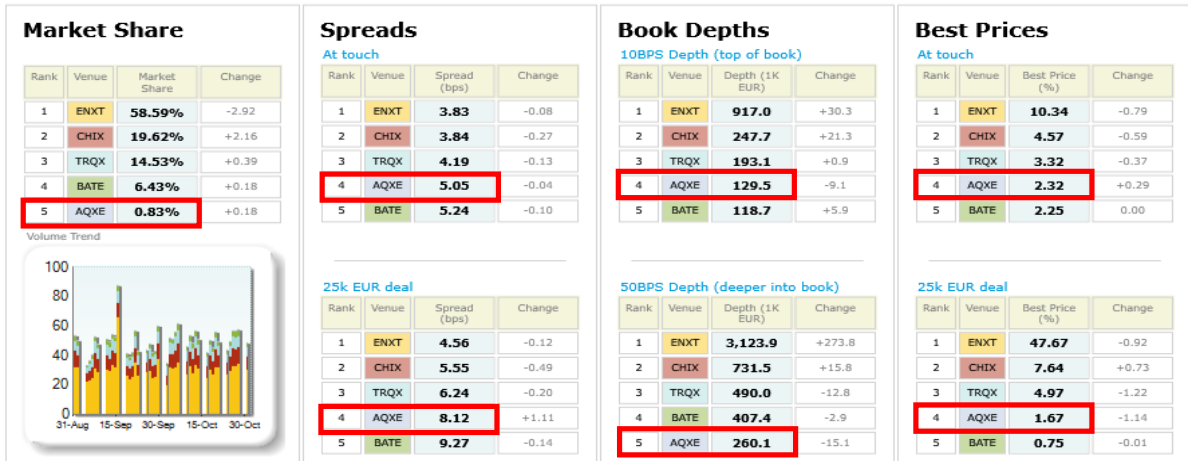
Swiss 20 LiquidMetrix Battlemap*



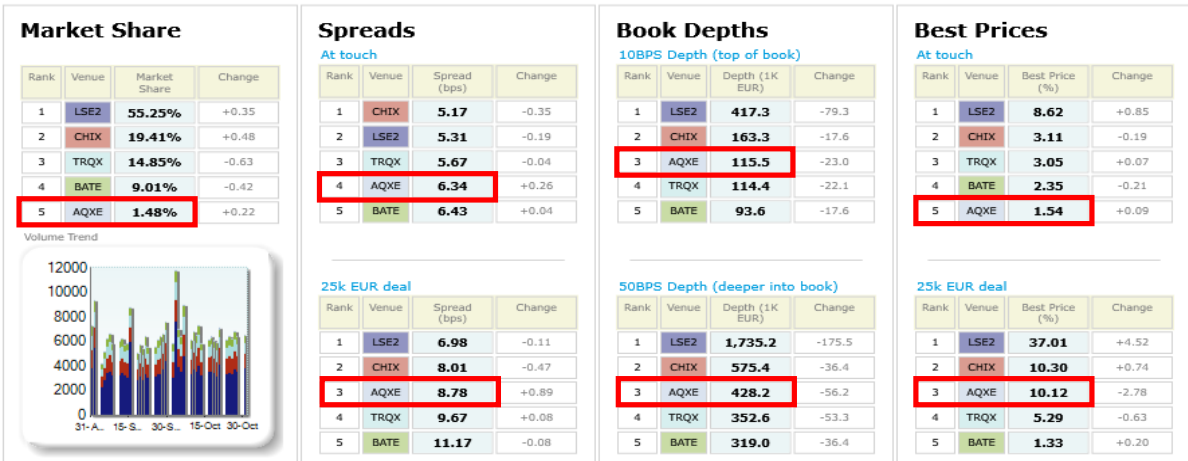
Swedish 30 LiquidMetrix Battlemap*



French 40 LiquidMetrix Battlemap*



UK 100 LiquidMetrix Battlemap*



LiquidMetrix definitions:

- **Spreads** measure the bid to offer spread of the best visible orders in the book. The result is averaged over the stocks in the index and is based on measurements of the order book every 30 seconds. The value for the spread is quoted in basis points (0.01%).
- **Market depth** measures the amount of visible liquidity (bids and offers) in the order book within 10 and 50 BPS of mid price. The result is averaged over the stocks in the index and is based on measurements of the order book every 30 seconds. This is quoted in '000s of EUR.
- **Best Price %** measures how often each venue posts an absolute best price (no ties) for stocks. The result is averaged over the stocks in the index and is based on measurements of the order book every 5 seconds.

*Statistics relating to spreads and book depths have been sourced from LiquidMetrix.

© Aquis Exchange Limited 2016. Aquis Exchange Limited is authorised and regulated by the Financial Conduct Authority. This report is for general information only and does not constitute investment advice or an offer, solicitation or recommendation to acquire or dispose of any investment or to engage in any other transaction. Although care is taken to ensure that the information is accurate and up to date, Aquis cannot accept any responsibility for mistakes or omissions.