

Aquis Exchange Monthly Statistics

Month: Sep-2016
 Value traded (EUR): € 9,353,769,574
 Volume (no. of shares): 973,157,185

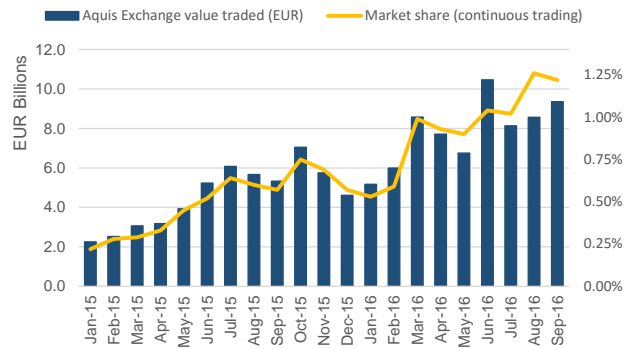
Trading by Market

Market	Value Traded
London	€ 2,232,370,100
Frankfurt	€ 1,570,517,710
Zurich	€ 1,554,014,240
Stockholm	€ 896,120,770
Milan	€ 853,462,550
Paris	€ 583,225,440
Amsterdam	€ 475,471,700
Copenhagen	€ 428,441,760
Oslo	€ 228,693,110
Madrid	€ 210,955,920
Helsinki	€ 161,156,870
Brussels	€ 135,875,000
Lisbon	€ 23,464,150

Monthly Top Stocks by Value (EUR)

Stock	Symbol	Value Traded
Nestle SA	NESNz	€ 294,771,560
Novartis AG	NOVNz	€ 181,607,600
Roche Holding AG	ROGz	€ 158,745,070
Credit Suisse Group AG	CSGNz	€ 148,519,230
Siemens AG	SIEd	€ 148,191,810
Eni SpA	ENIm	€ 142,956,800
Novo Nordisk A/S	NOVOBc	€ 134,817,340
Cie Financiere Richemont SA	CFRz	€ 117,641,070
Allianz SE	ALVd	€ 115,421,780
Intesa Sanpaolo SpA	ISPM	€ 106,304,620

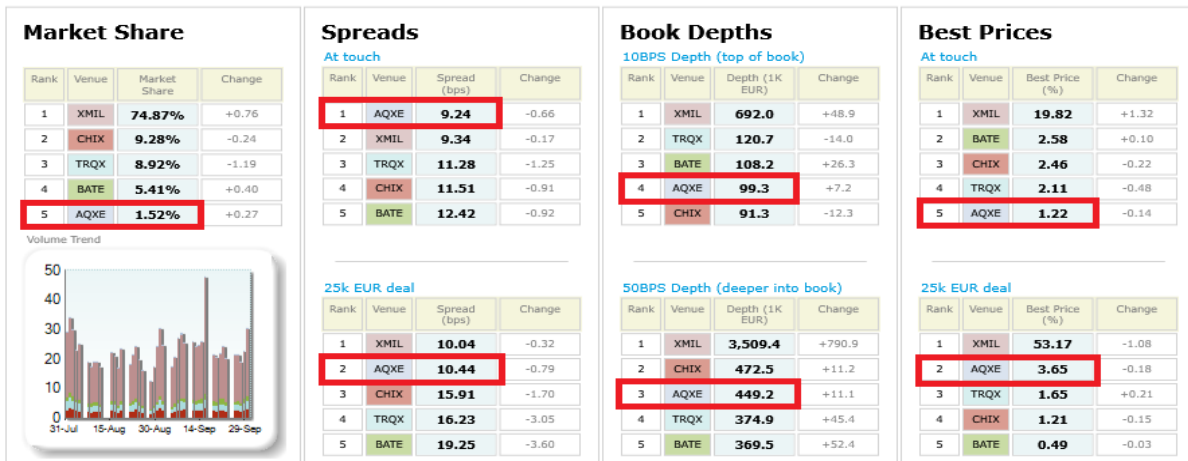
Aquis Exchange value traded per month



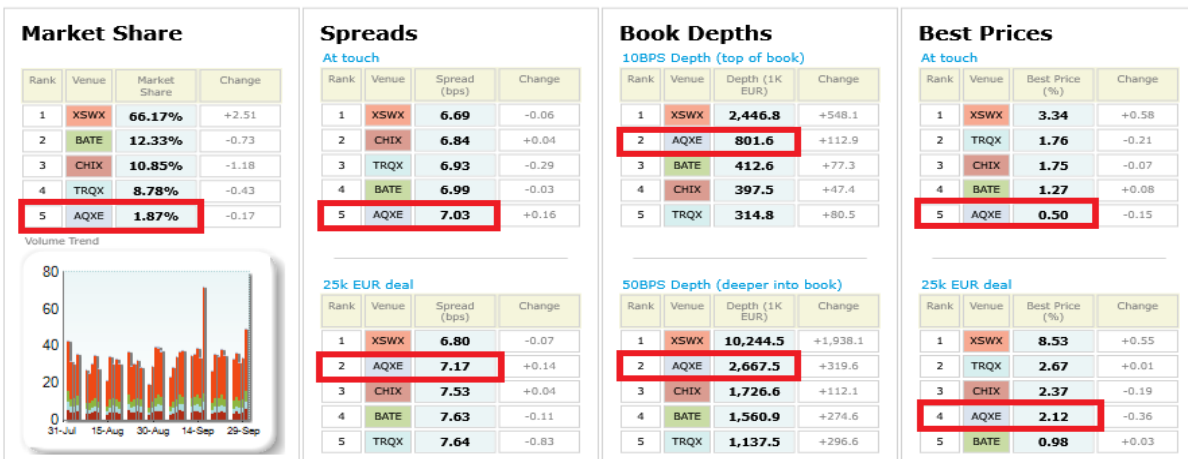
Monthly Top Stocks by Market Share (continuous trading)

Stock	Symbol	Market Share
Alfa Laval AB	ALFAs	5.7%
Great Portland Estates PLC	GPORI	5.0%
Telecom Italia SpA	TITM	5.0%
Statoil ASA	STLo	4.9%
Skanska AB	SKABs	4.7%
BAE Systems PLC	Bal	4.7%
Sandvik AB	SANDS	4.5%
Pandora A/S	PNDORc	4.5%
WPP PLC	WPPI	4.3%
Securitas AB	SECUBs	4.0%

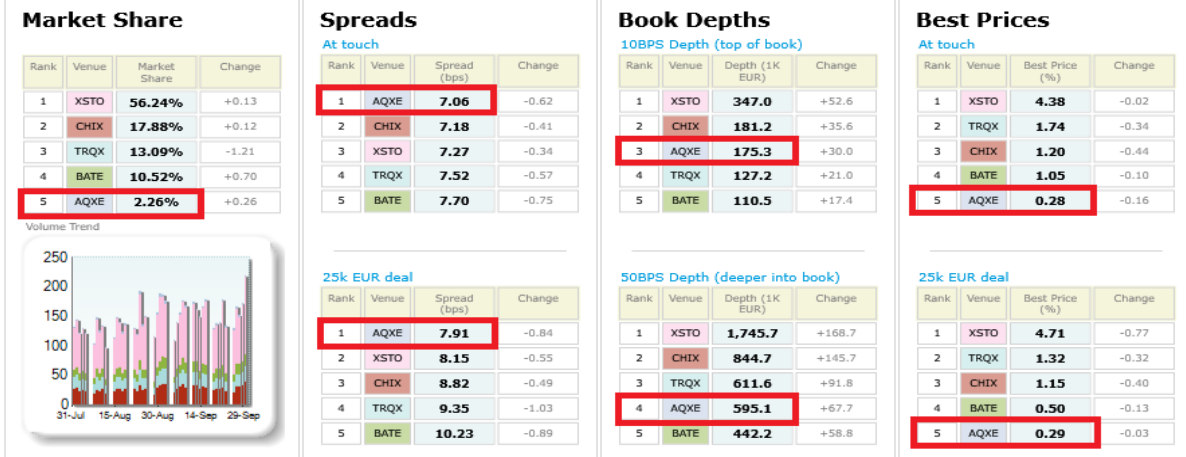
Italian 40 LiquidMetrix Battlemap*



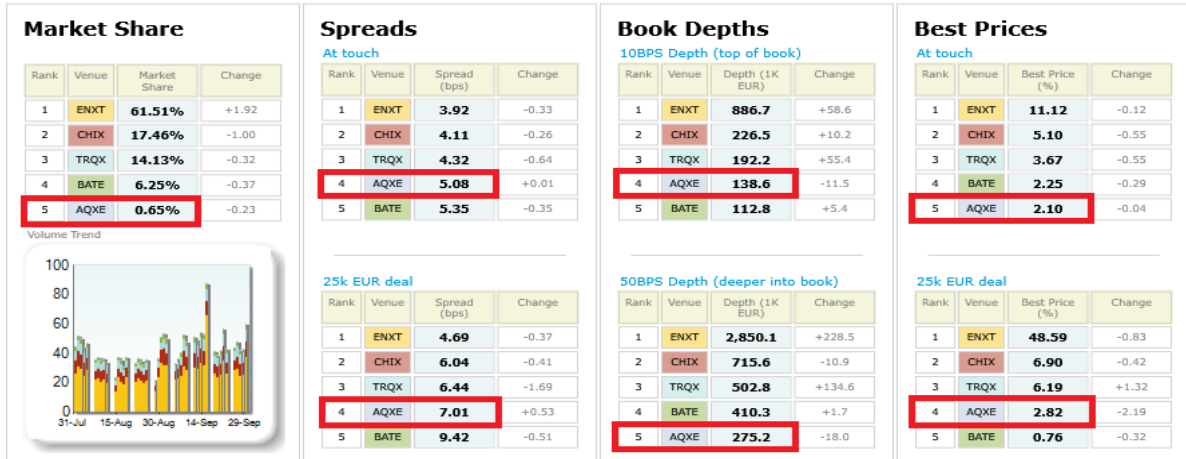
Swiss 20 LiquidMetrix Battlemap*



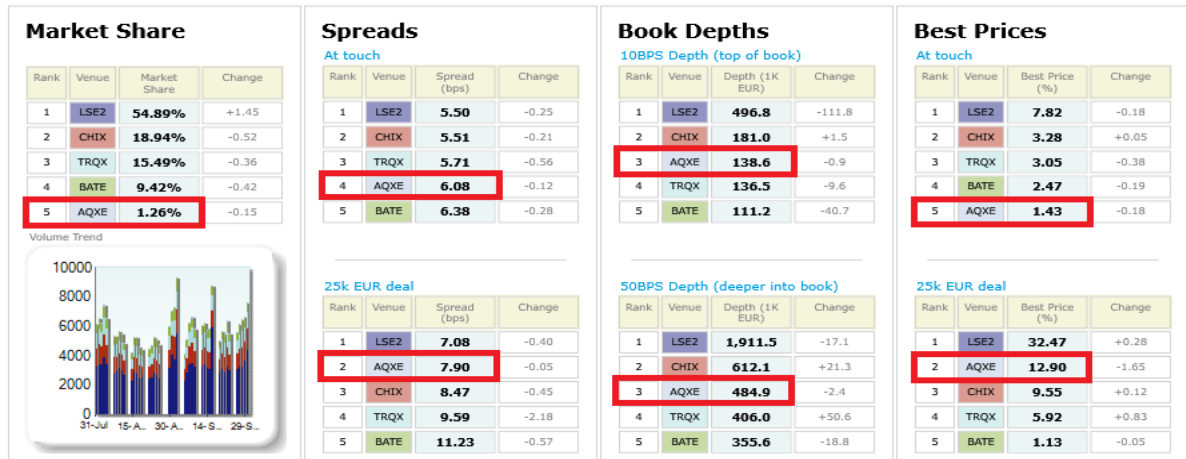
Swedish 30 LiquidMetric Battlemap*



French 40 LiquidMetric Battlemap*



UK 100 LiquidMetric Battlemap*



LiquidMetric definitions:

- **Spreads** measure the bid to offer spread of the best visible orders in the book. The result is averaged over the stocks in the index and is based on measurements of the order book every 30 seconds. The value for the spread is quoted in basis points (0.01%).
- **Market depth** measures the amount of visible liquidity (bids and offers) in the order book within 10 and 50 BPS of mid price. The result is averaged over the stocks in the index and is based on measurements of the order book every 30 seconds. This is quoted in '000s of EUR.
- **Best Price %** measures how often each venue posts an absolute best price (no ties) for stocks. The result is averaged over the stocks in the index and is based on measurements of the order book every 5 seconds.

*Statistics relating to spreads and book depths have been sourced from LiquidMetric.

© Aquis Exchange Limited 2016. Aquis Exchange Limited is authorised and regulated by the Financial Conduct Authority. This report is for general information only and does not constitute investment advice or an offer, solicitation or recommendation to acquire or dispose of any investment or to engage in any other transaction. Although care is taken to ensure that the information is accurate and up to date, Aquis cannot accept any responsibility for mistakes or omissions.