

Aquis Exchange Monthly Statistics

Month: Dec-2015
 Value traded (EUR): € 4,614,167,937
 Volume (no. of shares): 464,256,050

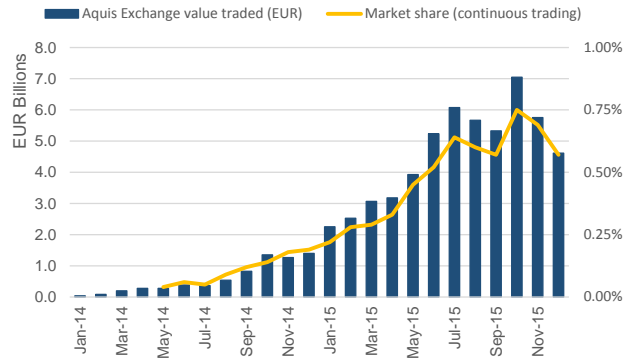
Trading by Market

Market	Value Traded
London	€ 1,004,386,720
Zurich	€ 920,299,490
Frankfurt	€ 826,665,350
Milan	€ 612,711,980
Paris	€ 321,136,780
Stockholm	€ 307,075,880
Amsterdam	€ 223,401,590
Helsinki	€ 107,081,680
Copenhagen	€ 88,645,510
Oslo	€ 74,032,940
Brussels	€ 72,193,140
Madrid	€ 45,116,600
Lisbon	€ 11,420,280

Monthly Top Stocks by Value (EUR)

Stock	Symbol	Value Traded
Novartis AG	NOVnz	€ 155,157,050
Nestle SA	NESnz	€ 137,995,250
Roche Holding AG	ROGz	€ 109,008,130
Telecom Italia SpA	TITm	€ 107,395,770
UniCredit SpA	UCGm	€ 88,132,620
Intesa Sanpaolo SpA	ISPm	€ 87,767,890
Bayer AG	BAYnd	€ 83,295,380
Royal Dutch Shell PLC	RDSBI	€ 83,107,980
Allianz SE	ALVd	€ 68,622,150
Nokia OYJ	NOKIAh	€ 61,479,160

Aquis Exchange value traded per month



Monthly Top Stocks by Market Share (continuous trading)

Stock	Symbol	Market Share
Telecom Italia SpA	TITm	3.4%
Actelion Ltd	ATLNz	3.4%
Vedanta Resources PLC	VEDI	3.3%
Svenska Handelsbanken AB	SHBAS	2.6%
Compass Group PLC	CPGI	2.6%
Carlsberg A/S	CARLbc	2.5%
British Land Co PLC	BLNDI	2.3%
WPP PLC	WPPI	2.2%
Assa Abloy AB	ASSABs	2.1%
Kuehne + Nagel International	KNINz	2.1%

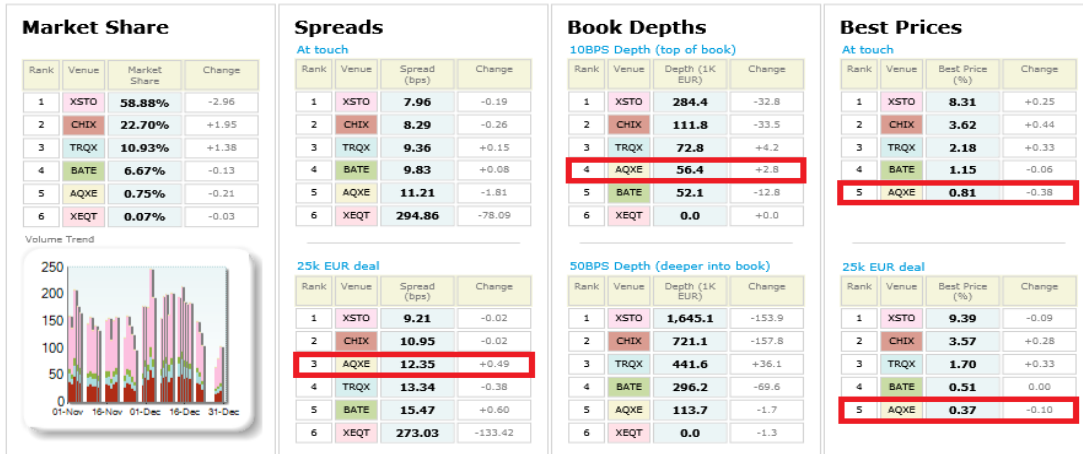
MIB 40 LiquidMetrix Battlemat*

Market Share				Spreads				Book Depths				Best Prices																																																																																																															
<table border="1"> <thead> <tr><th>Rank</th><th>Venue</th><th>Market Share</th><th>Change</th></tr> </thead> <tbody> <tr><td>1</td><td>XMIL</td><td>69.36%</td><td>-3.04</td></tr> <tr><td>2</td><td>CHIX</td><td>14.29%</td><td>+1.07</td></tr> <tr><td>3</td><td>TRQX</td><td>8.07%</td><td>+1.56</td></tr> <tr><td>4</td><td>BATE</td><td>6.38%</td><td>+0.75</td></tr> <tr><td>5</td><td>AQXE</td><td>0.98%</td><td>-0.20</td></tr> <tr><td>6</td><td>XEQT</td><td>0.92%</td><td>-0.15</td></tr> </tbody> </table>				Rank	Venue	Market Share	Change	1	XMIL	69.36%	-3.04	2	CHIX	14.29%	+1.07	3	TRQX	8.07%	+1.56	4	BATE	6.38%	+0.75	5	AQXE	0.98%	-0.20	6	XEQT	0.92%	-0.15	<table border="1"> <thead> <tr><th>Rank</th><th>Venue</th><th>Spread (bps)</th><th>Change</th></tr> </thead> <tbody> <tr><td>1</td><td>XMIL</td><td>9.48</td><td>+0.11</td></tr> <tr><td>2</td><td>CHIX</td><td>9.90</td><td>-1.51</td></tr> <tr><td>3</td><td>BATE</td><td>10.69</td><td>-1.73</td></tr> <tr><td>4</td><td>TRQX</td><td>10.96</td><td>-0.27</td></tr> <tr><td>5</td><td>AQXE</td><td>11.53</td><td>-2.65</td></tr> <tr><td>6</td><td>XEQT</td><td>124.36</td><td>+12.11</td></tr> </tbody> </table>				Rank	Venue	Spread (bps)	Change	1	XMIL	9.48	+0.11	2	CHIX	9.90	-1.51	3	BATE	10.69	-1.73	4	TRQX	10.96	-0.27	5	AQXE	11.53	-2.65	6	XEQT	124.36	+12.11	<table border="1"> <thead> <tr><th>Rank</th><th>Venue</th><th>Depth (1K EUR)</th><th>Change</th></tr> </thead> <tbody> <tr><td>1</td><td>XMIL</td><td>372.1</td><td>-67.0</td></tr> <tr><td>2</td><td>AQXE</td><td>83.8</td><td>+19.3</td></tr> <tr><td>3</td><td>CHIX</td><td>78.0</td><td>-34.5</td></tr> <tr><td>4</td><td>TRQX</td><td>56.3</td><td>-4.6</td></tr> <tr><td>5</td><td>BATE</td><td>53.0</td><td>-12.1</td></tr> <tr><td>6</td><td>XEQT</td><td>1.3</td><td>-1.0</td></tr> </tbody> </table>				Rank	Venue	Depth (1K EUR)	Change	1	XMIL	372.1	-67.0	2	AQXE	83.8	+19.3	3	CHIX	78.0	-34.5	4	TRQX	56.3	-4.6	5	BATE	53.0	-12.1	6	XEQT	1.3	-1.0	<table border="1"> <thead> <tr><th>Rank</th><th>Venue</th><th>Best Price (%)</th><th>Change</th></tr> </thead> <tbody> <tr><td>1</td><td>XMIL</td><td>9.17</td><td>+0.24</td></tr> <tr><td>2</td><td>CHIX</td><td>2.55</td><td>-0.34</td></tr> <tr><td>3</td><td>TRQX</td><td>2.44</td><td>+0.79</td></tr> <tr><td>4</td><td>AQXE</td><td>1.49</td><td>-0.79</td></tr> <tr><td>5</td><td>BATE</td><td>1.37</td><td>+0.01</td></tr> </tbody> </table>				Rank	Venue	Best Price (%)	Change	1	XMIL	9.17	+0.24	2	CHIX	2.55	-0.34	3	TRQX	2.44	+0.79	4	AQXE	1.49	-0.79	5	BATE	1.37	+0.01
Rank	Venue	Market Share	Change																																																																																																																								
1	XMIL	69.36%	-3.04																																																																																																																								
2	CHIX	14.29%	+1.07																																																																																																																								
3	TRQX	8.07%	+1.56																																																																																																																								
4	BATE	6.38%	+0.75																																																																																																																								
5	AQXE	0.98%	-0.20																																																																																																																								
6	XEQT	0.92%	-0.15																																																																																																																								
Rank	Venue	Spread (bps)	Change																																																																																																																								
1	XMIL	9.48	+0.11																																																																																																																								
2	CHIX	9.90	-1.51																																																																																																																								
3	BATE	10.69	-1.73																																																																																																																								
4	TRQX	10.96	-0.27																																																																																																																								
5	AQXE	11.53	-2.65																																																																																																																								
6	XEQT	124.36	+12.11																																																																																																																								
Rank	Venue	Depth (1K EUR)	Change																																																																																																																								
1	XMIL	372.1	-67.0																																																																																																																								
2	AQXE	83.8	+19.3																																																																																																																								
3	CHIX	78.0	-34.5																																																																																																																								
4	TRQX	56.3	-4.6																																																																																																																								
5	BATE	53.0	-12.1																																																																																																																								
6	XEQT	1.3	-1.0																																																																																																																								
Rank	Venue	Best Price (%)	Change																																																																																																																								
1	XMIL	9.17	+0.24																																																																																																																								
2	CHIX	2.55	-0.34																																																																																																																								
3	TRQX	2.44	+0.79																																																																																																																								
4	AQXE	1.49	-0.79																																																																																																																								
5	BATE	1.37	+0.01																																																																																																																								
<table border="1"> <thead> <tr><th>Rank</th><th>Venue</th><th>Spread (bps)</th><th>Change</th></tr> </thead> <tbody> <tr><td>1</td><td>XMIL</td><td>9.88</td><td>+0.10</td></tr> <tr><td>2</td><td>CHIX</td><td>12.29</td><td>-1.69</td></tr> <tr><td>3</td><td>AQXE</td><td>12.35</td><td>-3.88</td></tr> <tr><td>4</td><td>BATE</td><td>14.92</td><td>-1.93</td></tr> <tr><td>5</td><td>TRQX</td><td>16.08</td><td>-1.04</td></tr> <tr><td>6</td><td>XEQT</td><td>178.67</td><td>+26.84</td></tr> </tbody> </table>				Rank	Venue	Spread (bps)	Change	1	XMIL	9.88	+0.10	2	CHIX	12.29	-1.69	3	AQXE	12.35	-3.88	4	BATE	14.92	-1.93	5	TRQX	16.08	-1.04	6	XEQT	178.67	+26.84	<table border="1"> <thead> <tr><th>Rank</th><th>Venue</th><th>Depth (1K EUR)</th><th>Change</th></tr> </thead> <tbody> <tr><td>1</td><td>XMIL</td><td>2,656.5</td><td>-336.2</td></tr> <tr><td>2</td><td>CHIX</td><td>590.8</td><td>-147.4</td></tr> <tr><td>3</td><td>BATE</td><td>317.5</td><td>-48.5</td></tr> <tr><td>4</td><td>TRQX</td><td>298.6</td><td>+3.0</td></tr> <tr><td>5</td><td>AQXE</td><td>245.0</td><td>+33.3</td></tr> <tr><td>6</td><td>XEQT</td><td>34.4</td><td>-12.0</td></tr> </tbody> </table>				Rank	Venue	Depth (1K EUR)	Change	1	XMIL	2,656.5	-336.2	2	CHIX	590.8	-147.4	3	BATE	317.5	-48.5	4	TRQX	298.6	+3.0	5	AQXE	245.0	+33.3	6	XEQT	34.4	-12.0	<table border="1"> <thead> <tr><th>Rank</th><th>Venue</th><th>Best Price (%)</th><th>Change</th></tr> </thead> <tbody> <tr><td>1</td><td>XMIL</td><td>44.07</td><td>-3.78</td></tr> <tr><td>2</td><td>CHIX</td><td>2.85</td><td>-0.96</td></tr> <tr><td>3</td><td>TRQX</td><td>1.94</td><td>+1.00</td></tr> <tr><td>4</td><td>AQXE</td><td>1.51</td><td>+0.67</td></tr> <tr><td>5</td><td>BATE</td><td>0.54</td><td>-0.07</td></tr> </tbody> </table>				Rank	Venue	Best Price (%)	Change	1	XMIL	44.07	-3.78	2	CHIX	2.85	-0.96	3	TRQX	1.94	+1.00	4	AQXE	1.51	+0.67	5	BATE	0.54	-0.07																																
Rank	Venue	Spread (bps)	Change																																																																																																																								
1	XMIL	9.88	+0.10																																																																																																																								
2	CHIX	12.29	-1.69																																																																																																																								
3	AQXE	12.35	-3.88																																																																																																																								
4	BATE	14.92	-1.93																																																																																																																								
5	TRQX	16.08	-1.04																																																																																																																								
6	XEQT	178.67	+26.84																																																																																																																								
Rank	Venue	Depth (1K EUR)	Change																																																																																																																								
1	XMIL	2,656.5	-336.2																																																																																																																								
2	CHIX	590.8	-147.4																																																																																																																								
3	BATE	317.5	-48.5																																																																																																																								
4	TRQX	298.6	+3.0																																																																																																																								
5	AQXE	245.0	+33.3																																																																																																																								
6	XEQT	34.4	-12.0																																																																																																																								
Rank	Venue	Best Price (%)	Change																																																																																																																								
1	XMIL	44.07	-3.78																																																																																																																								
2	CHIX	2.85	-0.96																																																																																																																								
3	TRQX	1.94	+1.00																																																																																																																								
4	AQXE	1.51	+0.67																																																																																																																								
5	BATE	0.54	-0.07																																																																																																																								

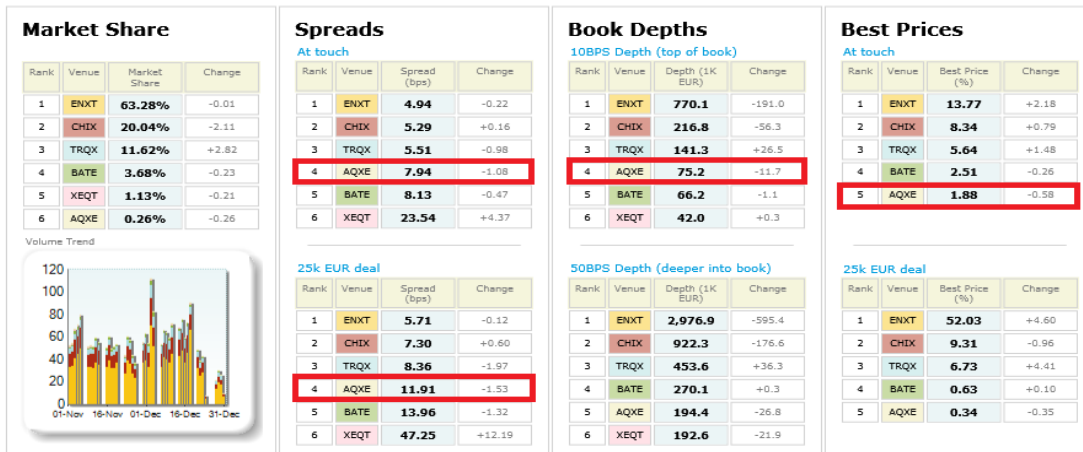
SMI 20 LiquidMetrix Battlemat*

Market Share				Spreads				Book Depths				Best Prices																																																																																																															
<table border="1"> <thead> <tr><th>Rank</th><th>Venue</th><th>Market Share</th><th>Change</th></tr> </thead> <tbody> <tr><td>1</td><td>XSWX</td><td>65.21%</td><td>+0.96</td></tr> <tr><td>2</td><td>BATE</td><td>14.56%</td><td>-2.16</td></tr> <tr><td>3</td><td>CHIX</td><td>13.27%</td><td>+0.46</td></tr> <tr><td>4</td><td>TRQX</td><td>5.91%</td><td>+0.75</td></tr> <tr><td>5</td><td>AQXE</td><td>0.96%</td><td>+0.05</td></tr> <tr><td>6</td><td>XEQT</td><td>0.08%</td><td>-0.04</td></tr> </tbody> </table>				Rank	Venue	Market Share	Change	1	XSWX	65.21%	+0.96	2	BATE	14.56%	-2.16	3	CHIX	13.27%	+0.46	4	TRQX	5.91%	+0.75	5	AQXE	0.96%	+0.05	6	XEQT	0.08%	-0.04	<table border="1"> <thead> <tr><th>Rank</th><th>Venue</th><th>Spread (bps)</th><th>Change</th></tr> </thead> <tbody> <tr><td>1</td><td>XSWX</td><td>6.71</td><td>-0.20</td></tr> <tr><td>2</td><td>TRQX</td><td>7.74</td><td>+0.07</td></tr> <tr><td>3</td><td>AQXE</td><td>8.41</td><td>-0.93</td></tr> <tr><td>4</td><td>CHIX</td><td>8.41</td><td>+0.35</td></tr> <tr><td>5</td><td>BATE</td><td>8.94</td><td>+0.60</td></tr> <tr><td>6</td><td>XEQT</td><td>220.52</td><td>+16.04</td></tr> </tbody> </table>				Rank	Venue	Spread (bps)	Change	1	XSWX	6.71	-0.20	2	TRQX	7.74	+0.07	3	AQXE	8.41	-0.93	4	CHIX	8.41	+0.35	5	BATE	8.94	+0.60	6	XEQT	220.52	+16.04	<table border="1"> <thead> <tr><th>Rank</th><th>Venue</th><th>Depth (1K EUR)</th><th>Change</th></tr> </thead> <tbody> <tr><td>1</td><td>XSWX</td><td>1,254.9</td><td>-91.2</td></tr> <tr><td>2</td><td>BATE</td><td>307.3</td><td>-128.5</td></tr> <tr><td>3</td><td>AQXE</td><td>279.6</td><td>+8.9</td></tr> <tr><td>4</td><td>CHIX</td><td>266.3</td><td>-49.2</td></tr> <tr><td>5</td><td>TRQX</td><td>189.9</td><td>-23.7</td></tr> <tr><td>6</td><td>XEQT</td><td>1.9</td><td>-5.5</td></tr> </tbody> </table>				Rank	Venue	Depth (1K EUR)	Change	1	XSWX	1,254.9	-91.2	2	BATE	307.3	-128.5	3	AQXE	279.6	+8.9	4	CHIX	266.3	-49.2	5	TRQX	189.9	-23.7	6	XEQT	1.9	-5.5	<table border="1"> <thead> <tr><th>Rank</th><th>Venue</th><th>Best Price (%)</th><th>Change</th></tr> </thead> <tbody> <tr><td>1</td><td>XSWX</td><td>4.29</td><td>-0.42</td></tr> <tr><td>2</td><td>CHIX</td><td>3.46</td><td>+0.67</td></tr> <tr><td>3</td><td>BATE</td><td>1.60</td><td>-0.43</td></tr> <tr><td>4</td><td>AQXE</td><td>1.42</td><td>-0.72</td></tr> <tr><td>5</td><td>TRQX</td><td>1.41</td><td>+0.05</td></tr> </tbody> </table>				Rank	Venue	Best Price (%)	Change	1	XSWX	4.29	-0.42	2	CHIX	3.46	+0.67	3	BATE	1.60	-0.43	4	AQXE	1.42	-0.72	5	TRQX	1.41	+0.05
Rank	Venue	Market Share	Change																																																																																																																								
1	XSWX	65.21%	+0.96																																																																																																																								
2	BATE	14.56%	-2.16																																																																																																																								
3	CHIX	13.27%	+0.46																																																																																																																								
4	TRQX	5.91%	+0.75																																																																																																																								
5	AQXE	0.96%	+0.05																																																																																																																								
6	XEQT	0.08%	-0.04																																																																																																																								
Rank	Venue	Spread (bps)	Change																																																																																																																								
1	XSWX	6.71	-0.20																																																																																																																								
2	TRQX	7.74	+0.07																																																																																																																								
3	AQXE	8.41	-0.93																																																																																																																								
4	CHIX	8.41	+0.35																																																																																																																								
5	BATE	8.94	+0.60																																																																																																																								
6	XEQT	220.52	+16.04																																																																																																																								
Rank	Venue	Depth (1K EUR)	Change																																																																																																																								
1	XSWX	1,254.9	-91.2																																																																																																																								
2	BATE	307.3	-128.5																																																																																																																								
3	AQXE	279.6	+8.9																																																																																																																								
4	CHIX	266.3	-49.2																																																																																																																								
5	TRQX	189.9	-23.7																																																																																																																								
6	XEQT	1.9	-5.5																																																																																																																								
Rank	Venue	Best Price (%)	Change																																																																																																																								
1	XSWX	4.29	-0.42																																																																																																																								
2	CHIX	3.46	+0.67																																																																																																																								
3	BATE	1.60	-0.43																																																																																																																								
4	AQXE	1.42	-0.72																																																																																																																								
5	TRQX	1.41	+0.05																																																																																																																								
<table border="1"> <thead> <tr><th>Rank</th><th>Venue</th><th>Spread (bps)</th><th>Change</th></tr> </thead> <tbody> <tr><td>1</td><td>XSWX</td><td>6.87</td><td>-0.22</td></tr> <tr><td>2</td><td>AQXE</td><td>8.75</td><td>-1.28</td></tr> <tr><td>3</td><td>TRQX</td><td>9.05</td><td>-0.43</td></tr> <tr><td>4</td><td>CHIX</td><td>9.42</td><td>+0.04</td></tr> <tr><td>5</td><td>BATE</td><td>9.74</td><td>+0.80</td></tr> <tr><td>6</td><td>XEQT</td><td>226.25</td><td>+18.87</td></tr> </tbody> </table>				Rank	Venue	Spread (bps)	Change	1	XSWX	6.87	-0.22	2	AQXE	8.75	-1.28	3	TRQX	9.05	-0.43	4	CHIX	9.42	+0.04	5	BATE	9.74	+0.80	6	XEQT	226.25	+18.87	<table border="1"> <thead> <tr><th>Rank</th><th>Venue</th><th>Depth (1K EUR)</th><th>Change</th></tr> </thead> <tbody> <tr><td>1</td><td>XSWX</td><td>6,611.1</td><td>-368.7</td></tr> <tr><td>2</td><td>BATE</td><td>1,607.2</td><td>-515.9</td></tr> <tr><td>3</td><td>CHIX</td><td>1,432.4</td><td>-129.6</td></tr> <tr><td>4</td><td>TRQX</td><td>927.1</td><td>-85.4</td></tr> <tr><td>5</td><td>AQXE</td><td>527.5</td><td>+8.2</td></tr> <tr><td>6</td><td>XEQT</td><td>19.2</td><td>-18.1</td></tr> </tbody> </table>				Rank	Venue	Depth (1K EUR)	Change	1	XSWX	6,611.1	-368.7	2	BATE	1,607.2	-515.9	3	CHIX	1,432.4	-129.6	4	TRQX	927.1	-85.4	5	AQXE	527.5	+8.2	6	XEQT	19.2	-18.1	<table border="1"> <thead> <tr><th>Rank</th><th>Venue</th><th>Best Price (%)</th><th>Change</th></tr> </thead> <tbody> <tr><td>1</td><td>XSWX</td><td>17.19</td><td>+0.46</td></tr> <tr><td>2</td><td>CHIX</td><td>4.95</td><td>+0.15</td></tr> <tr><td>3</td><td>BATE</td><td>2.88</td><td>-0.28</td></tr> <tr><td>4</td><td>TRQX</td><td>1.69</td><td>+0.73</td></tr> <tr><td>5</td><td>AQXE</td><td>0.86</td><td>-0.04</td></tr> </tbody> </table>				Rank	Venue	Best Price (%)	Change	1	XSWX	17.19	+0.46	2	CHIX	4.95	+0.15	3	BATE	2.88	-0.28	4	TRQX	1.69	+0.73	5	AQXE	0.86	-0.04																																
Rank	Venue	Spread (bps)	Change																																																																																																																								
1	XSWX	6.87	-0.22																																																																																																																								
2	AQXE	8.75	-1.28																																																																																																																								
3	TRQX	9.05	-0.43																																																																																																																								
4	CHIX	9.42	+0.04																																																																																																																								
5	BATE	9.74	+0.80																																																																																																																								
6	XEQT	226.25	+18.87																																																																																																																								
Rank	Venue	Depth (1K EUR)	Change																																																																																																																								
1	XSWX	6,611.1	-368.7																																																																																																																								
2	BATE	1,607.2	-515.9																																																																																																																								
3	CHIX	1,432.4	-129.6																																																																																																																								
4	TRQX	927.1	-85.4																																																																																																																								
5	AQXE	527.5	+8.2																																																																																																																								
6	XEQT	19.2	-18.1																																																																																																																								
Rank	Venue	Best Price (%)	Change																																																																																																																								
1	XSWX	17.19	+0.46																																																																																																																								
2	CHIX	4.95	+0.15																																																																																																																								
3	BATE	2.88	-0.28																																																																																																																								
4	TRQX	1.69	+0.73																																																																																																																								
5	AQXE	0.86	-0.04																																																																																																																								

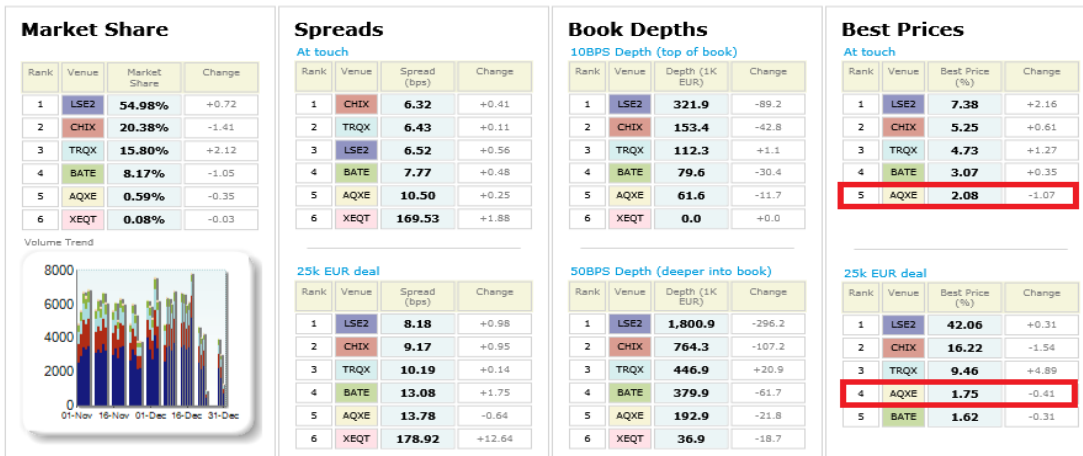
OMX S30 LiquidMetrix Battlemap*



CAC 40 LiquidMetrix Battlemap*



FTSE 100 LiquidMetrix Battlemap*



LiquidMetrix definitions:

- **Spreads** measure the bid to offer spread of the best visible orders in the book. The result is averaged over the stocks in the index and is based on measurements of the order book every 30 seconds. The value for the spread is quoted in basis points (0.01%).
- **Market depth** measures the amount of visible liquidity (bids and offers) in the order book within 10 and 50 BPS of mid price. The result is averaged over the stocks in the index and is based on measurements of the order book every 30 seconds. This is quoted in '000s of EUR.
- **Best Price %** measures how often each venue posts an absolute best price (no ties) for stocks. The result is averaged over the stocks in the index and is based on measurements of the order book every 5 seconds.

*Statistics relating to spreads and book depths have been sourced from LiquidMetrix.

© Aquis Exchange Limited 2015. Aquis Exchange Limited is authorised and regulated by the Financial Conduct Authority. This report is for general information only and does not constitute investment advice or an offer, solicitation or recommendation to acquire or dispose of any investment or to engage in any other transaction. Although care is taken to ensure that the information is accurate and up to date, Aquis cannot accept any responsibility for mistakes or omissions.