

Aquis Exchange Monthly Statistics

Month: Nov-2015
 Value traded (EUR): € 5,752,137,892
 Volume (no. of shares): 660,467,581

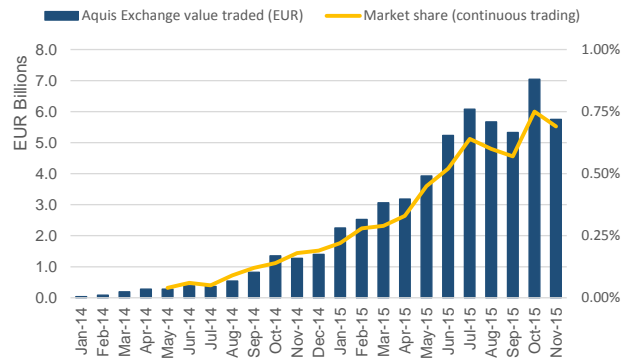
Trading by Market

Market	Value Traded
London	€ 1,676,531,840
Zurich	€ 838,778,500
Milan	€ 785,838,060
Frankfurt	€ 746,000,690
Paris	€ 585,244,710
Stockholm	€ 330,531,190
Amsterdam	€ 307,771,110
Copenhagen	€ 125,159,000
Helsinki	€ 101,346,310
Brussels	€ 96,393,440
Oslo	€ 78,560,260
Madrid	€ 49,847,760
Lisbon	€ 30,135,040

Monthly Top Stocks by Value (EUR)

Stock	Symbol	Value Traded
Telecom Italia SpA	TITm	€ 154,433,260
Intesa Sanpaolo SpA	ISPM	€ 121,200,090
Novartis AG	NOVnz	€ 104,272,790
Nestle SA	NESnz	€ 101,026,700
UniCredit SpA	UCGm	€ 86,957,350
Roche Holding AG	ROGz	€ 85,842,220
Credit Suisse Group AG	CSGNz	€ 81,213,130
BHP Billiton PLC	BLTI	€ 75,223,470
BG Group PLC	BGI	€ 72,482,030
Royal Dutch Shell PLC	RDSBI	€ 72,118,880

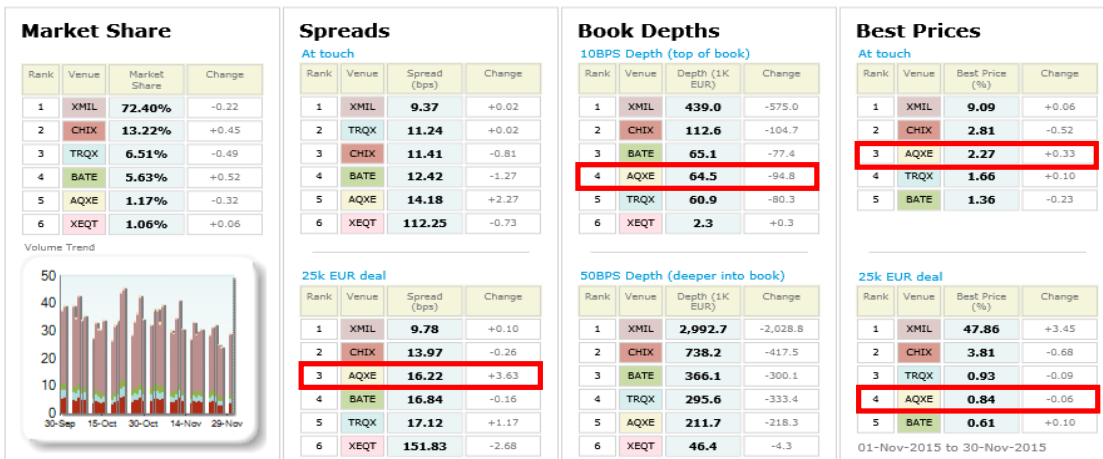
Aquis Exchange value traded per month



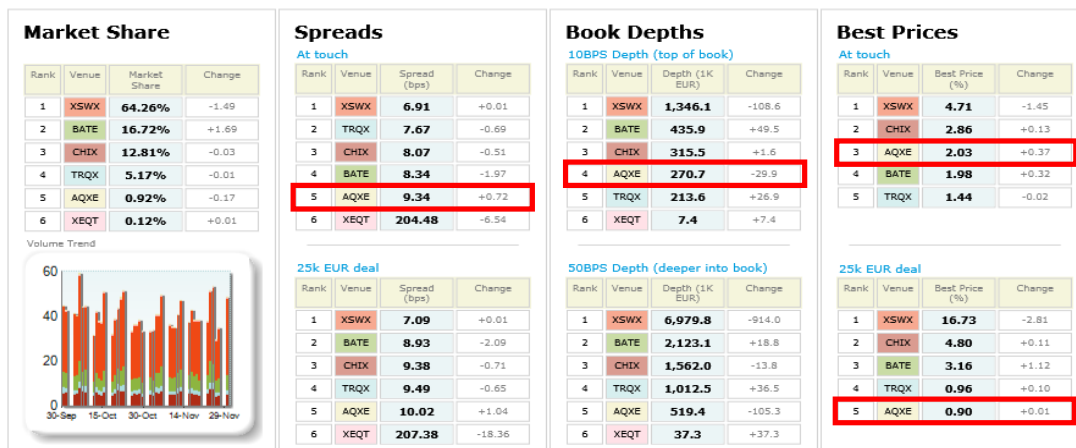
Monthly Top Stocks by Market Share (continuous trading)

Stock	Symbol	Market Share
Telecom Italia SpA	TITm	3.5%
Vedanta Resources PLC	VEDI	3.5%
Skandinaviska Enskilda Banken AB	SEBAS	3.3%
Rexam PLC	REXI	3.2%
Kuehne + Nagel International	KNINz	3.0%
Luxottica Group SpA	LUXm	3.0%
Bunzl PLC	BNZLI	3.0%
British Land Co PLC	BLNDI	3.0%
Pearson PLC	PSONI	2.8%
Carlsberg A/S	CARLbc	2.6%

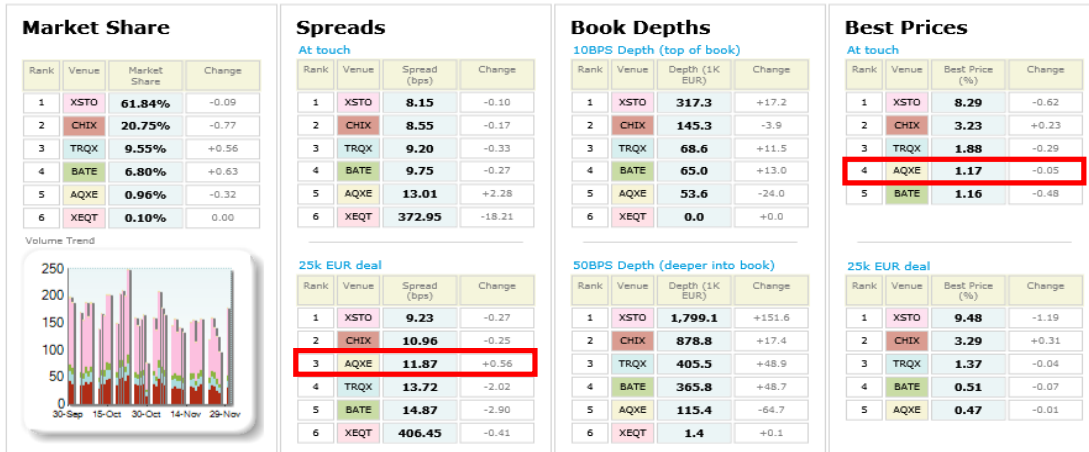
MIB 40 LiquidMetrix Battlemat*



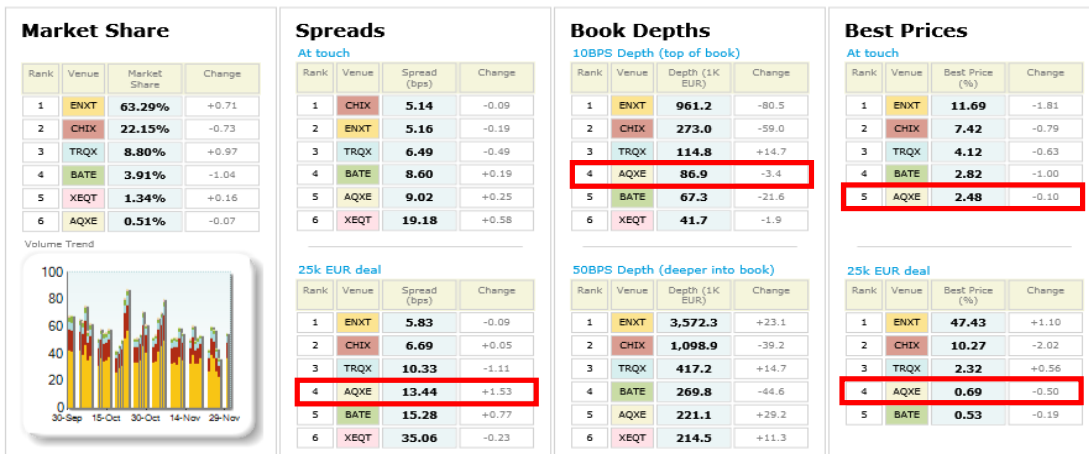
SMI 20 LiquidMetrix Battlemat*



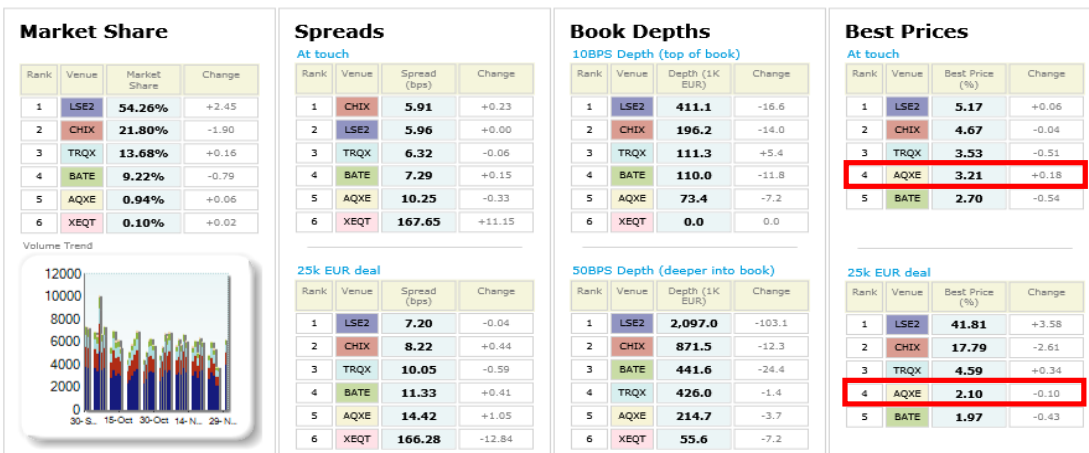
OMX S30 LiquidMetrix Battlemap*



CAC 40 LiquidMetrix Battlemap*



FTSE 100 LiquidMetrix Battlemap*



LiquidMetrix definitions:

- **Spreads** measure the bid to offer spread of the best visible orders in the book. The result is averaged over the stocks in the index and is based on measurements of the order book every 30 seconds. The value for the spread is quoted in basis points (0.01%).
- **Market depth** measures the amount of visible liquidity (bids and offers) in the order book within 10 and 50 BPS of mid price. The result is averaged over the stocks in the index and is based on measurements of the order book every 30 seconds. This is quoted in '000s of EUR.
- **Best Price %** measures how often each venue posts an absolute best price (no ties) for stocks. The result is averaged over the stocks in the index and is based on measurements of the order book every 5 seconds.

*Statistics relating to spreads and book depths have been sourced from LiquidMetrix.

© Aquis Exchange Limited 2015. Aquis Exchange Limited is authorised and regulated by the Financial Conduct Authority. This report is for general information only and does not constitute investment advice or an offer, solicitation or recommendation to acquire or dispose of any investment or to engage in any other transaction. Although care is taken to ensure that the information is accurate and up to date, Aquis cannot accept any responsibility for mistakes or omissions.