

Aquis Exchange Monthly Statistics

Month: Oct-2015
 Value traded (EUR): € 7,045,713,759
 Volume (no. of shares): 802,414,642

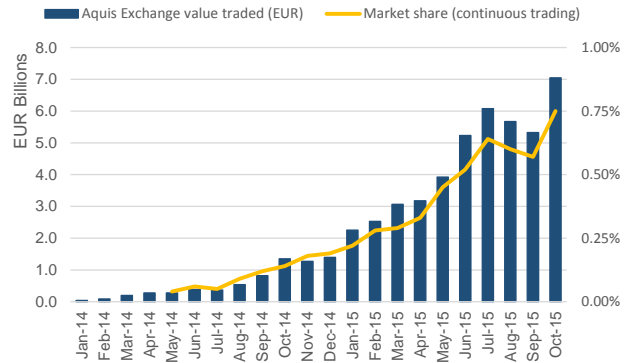
Trading by Market

Market	Value Traded
London	€ 1,736,362,780
Milan	€ 1,159,922,450
Zurich	€ 1,048,990,160
Paris	€ 748,527,540
Frankfurt	€ 644,510,930
Stockholm	€ 540,347,350
Amsterdam	€ 408,306,260
Copenhagen	€ 204,690,300
Helsinki	€ 164,703,750
Oslo	€ 153,491,600
Brussels	€ 106,508,180
Madrid	€ 97,147,810
Lisbon	€ 32,204,670

Top Stocks by Value (EUR)

Stock	Symbol	Value Traded
Telecom Italia SpA	TITm	€ 193,978,490
Nestle SA	NESNz	€ 191,151,090
Intesa Sanpaolo SpA	ISPM	€ 170,328,690
Novartis AG	NOVnz	€ 123,568,430
Bayer AG	BAYNd	€ 117,949,530
Roche Holding AG	ROGz	€ 113,955,590
UniCredit SpA	UCGm	€ 113,389,660
BHP Billiton PLC	BLTI	€ 108,613,990
Royal Dutch Shell PLC	RDSBI	€ 103,054,370
Fiat Chrysler Automobiles NV	FCAm	€ 83,688,660

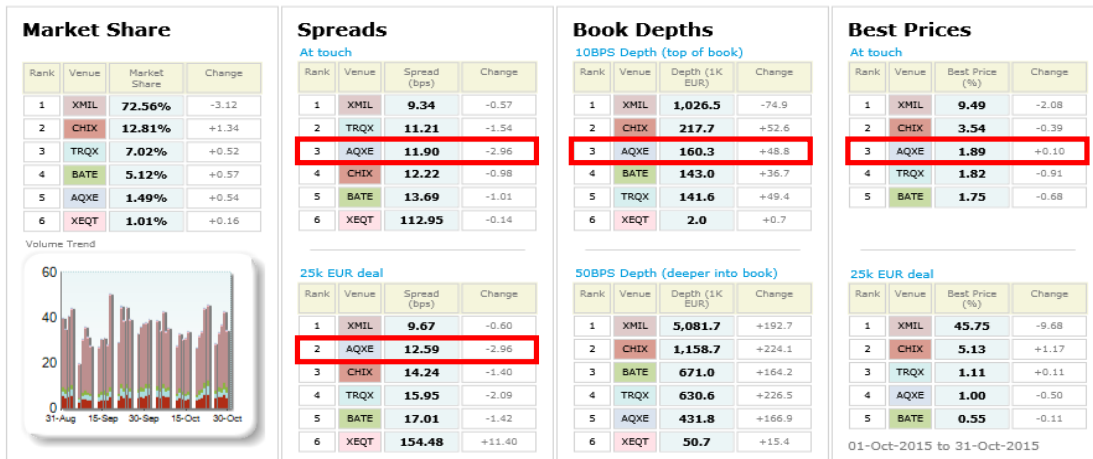
Aquis Exchange value traded per month



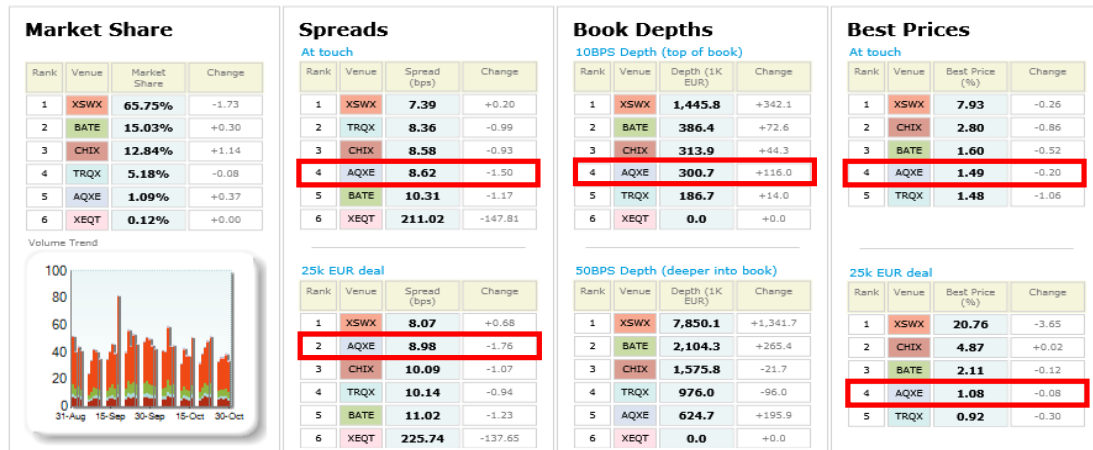
Top Stocks by Market Share (continuous trading)

Stock	Symbol	Market Share
Carlsberg A/S	CARLbc	5.3%
Telecom Italia SpA	TITm	4.2%
Bunzl PLC	BNZLI	3.8%
DNB ASA	DNBo	3.6%
Capita PLC	CPIL	3.4%
Kuehne + Nagel International	KNINz	3.3%
Experian PLC	EXPNI	3.3%
Svenska Cellulosa AB	SCABs	3.3%
Next PLC	NXTI	3.2%
London Stock Exchange Group PLC	LSEI	3.0%

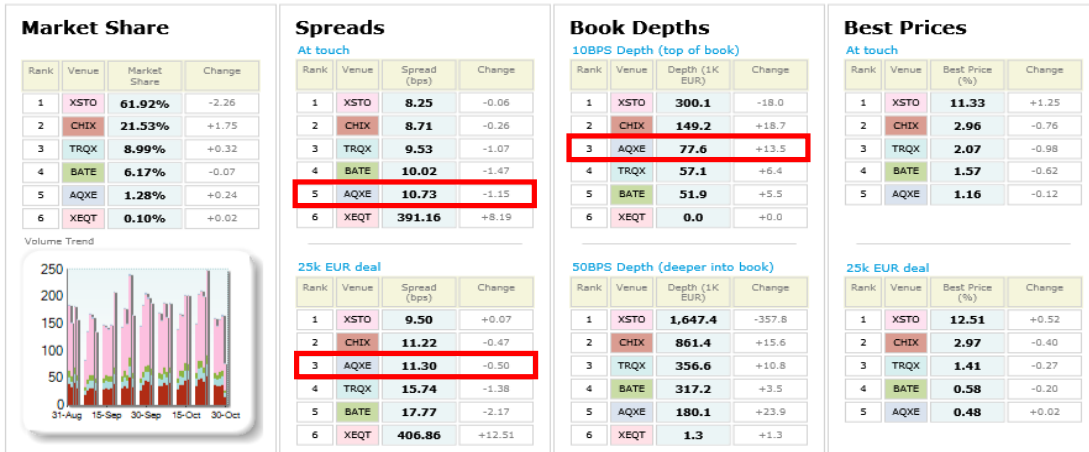
MIB 40 LiquidMetrix Battlemat*



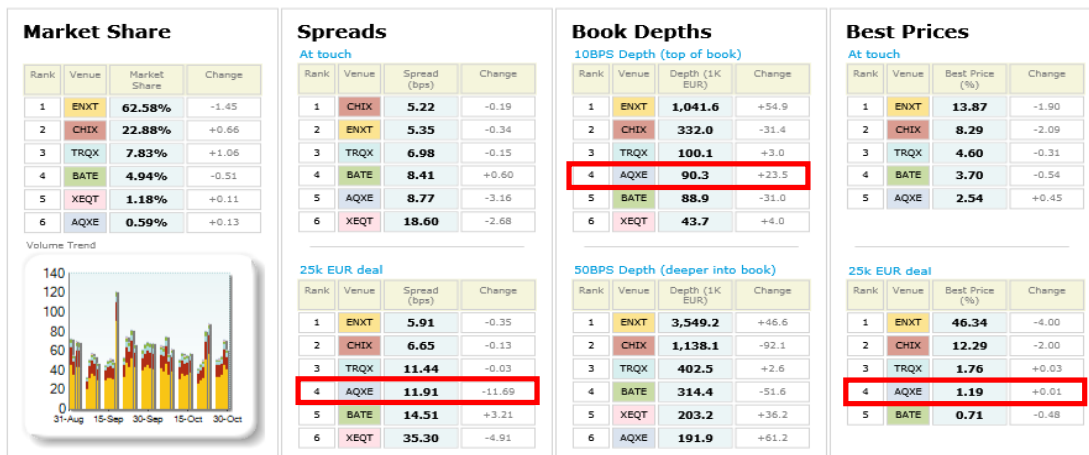
SMI 20 LiquidMetrix Battlemat*



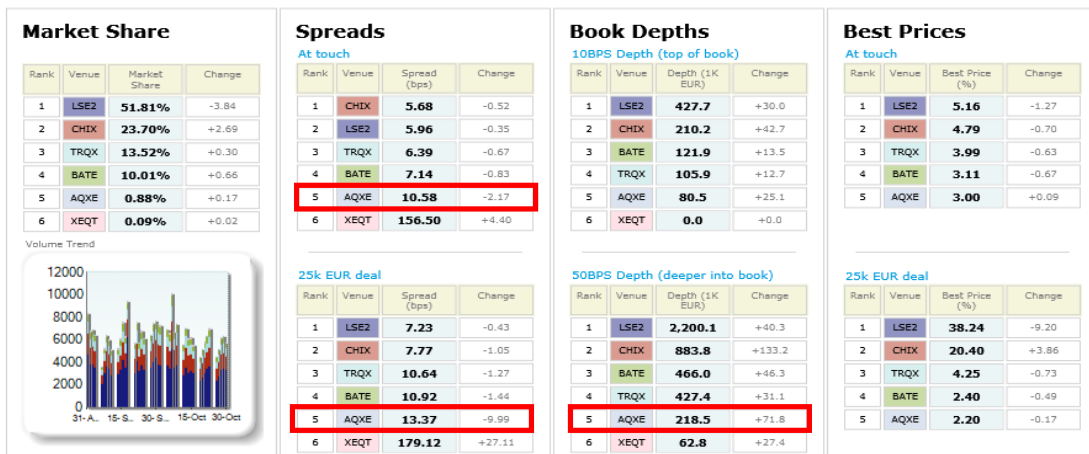
OMX S30 LiquidMetrix Battlemap*



CAC 40 LiquidMetrix Battlemap*



FTSE 100 LiquidMetrix Battlemap*



LiquidMetrix definitions:

- **Spreads** measure the bid to offer spread of the best visible orders in the book. The result is averaged over the stocks in the index and is based on measurements of the order book every 30 seconds. The value for the spread is quoted in basis points (0.01%).
- **Market depth** measures the amount of visible liquidity (bids and offers) in the order book within 10 and 50 BPS of mid price. The result is averaged over the stocks in the index and is based on measurements of the order book every 30 seconds. This is quoted in '000s of EUR.
- **Best Price %** measures how often each venue posts an absolute best price (no ties) for stocks. The result is averaged over the stocks in the index and is based on measurements of the order book every 5 seconds.

*Statistics relating to spreads and book depths have been sourced from LiquidMetrix.

© Aquis Exchange Limited 2015. Aquis Exchange Limited is authorised and regulated by the Financial Conduct Authority. This report is for general information only and does not constitute investment advice or an offer, solicitation or recommendation to acquire or dispose of any investment or to engage in any other transaction. Although care is taken to ensure that the information is accurate and up to date, Aquis cannot accept any responsibility for mistakes or omissions.