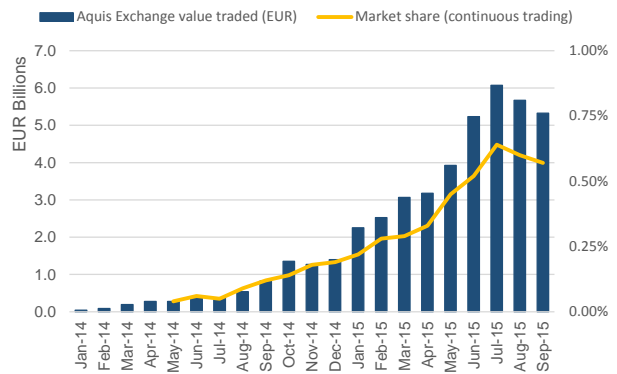


Aquis Exchange Monthly Statistics

Month: Sep-2015
 Value traded (EUR): € 5,327,048,254
 Volume (no. of shares): 613,550,842

Aquis Exchange value traded per month



Trading by Market

Market	Value Traded
London	€ 1,441,559,520
Milan	€ 742,847,020
Zurich	€ 717,151,580
Frankfurt	€ 607,287,030
Paris	€ 601,564,620
Stockholm	€ 399,896,090
Amsterdam	€ 315,332,120
Copenhagen	€ 148,954,850
Helsinki	€ 118,048,040
Oslo	€ 95,786,190
Brussels	€ 75,123,070
Lisbon	€ 33,673,460
Madrid	€ 29,824,680

Top Stocks by Value (EUR)

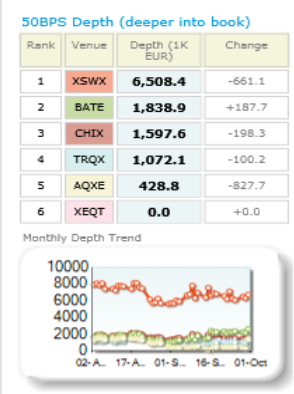
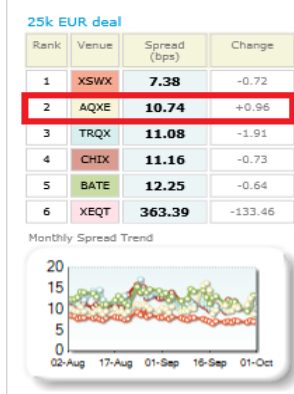
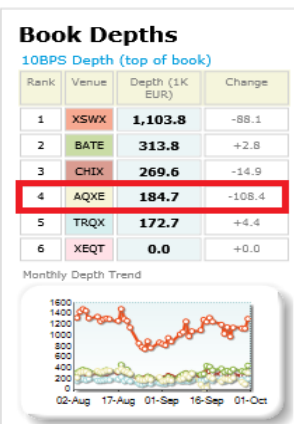
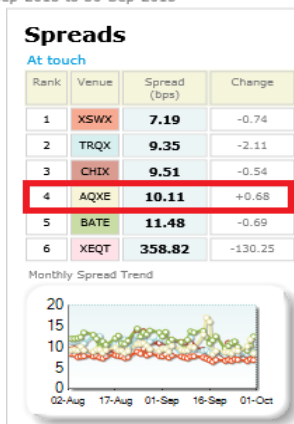
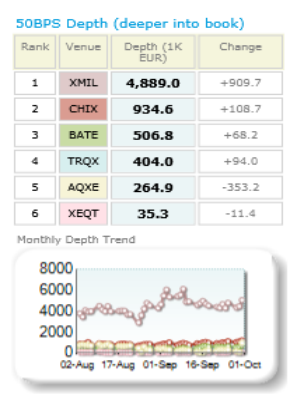
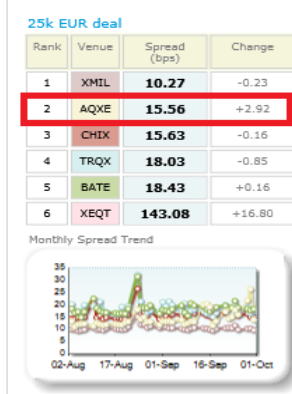
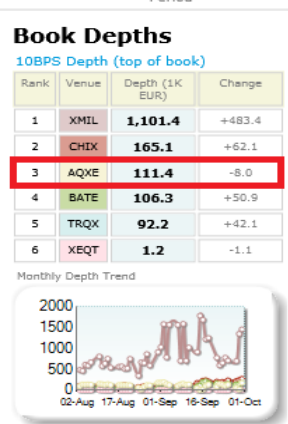
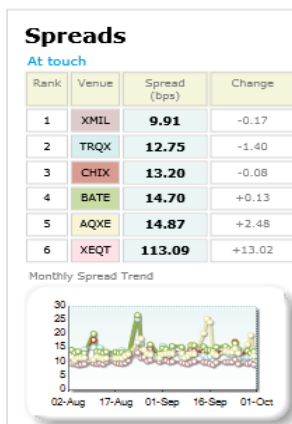
Stock	Symbol	Value Traded
Nestle SA	NESNz	€ 113,665,830
Telecom Italia SpA	TITm	€ 113,309,770
UniCredit SpA	UCGm	€ 91,470,130
Roche Holding AG	ROGz	€ 85,084,280
Novartis AG	NOVNz	€ 81,505,990
Intesa Sanpaolo SpA	ISPm	€ 81,189,440
Volkswagen AG	VOW3d	€ 73,910,840
BHP Billiton PLC	BLTI	€ 68,765,810
Bayer AG	BAYNd	€ 58,769,220
ABB Ltd	ABBnz	€ 53,276,270

Top Stocks by Market Share (continuous trading)

Stock	Symbol	Market Share
Carlsberg A/S	CARLbc	3.6%
Luxtottica Group	LUXm	3.6%
Kuehne + Nagel International	KNINz	3.2%
Telecom Italia SpA	TITm	3.1%
Capita PLC	CPIL	3.0%
DNB ASA	DNBo	2.9%
Vedanta Resources PLC	VEDI	2.8%
Experian PLC	EXPNI	2.7%
Mediobanca SpA	MBm	2.5%
Antofagasta PLC	ANTOI	2.5%

MIB 40 LiquidMetrix Battlemap*

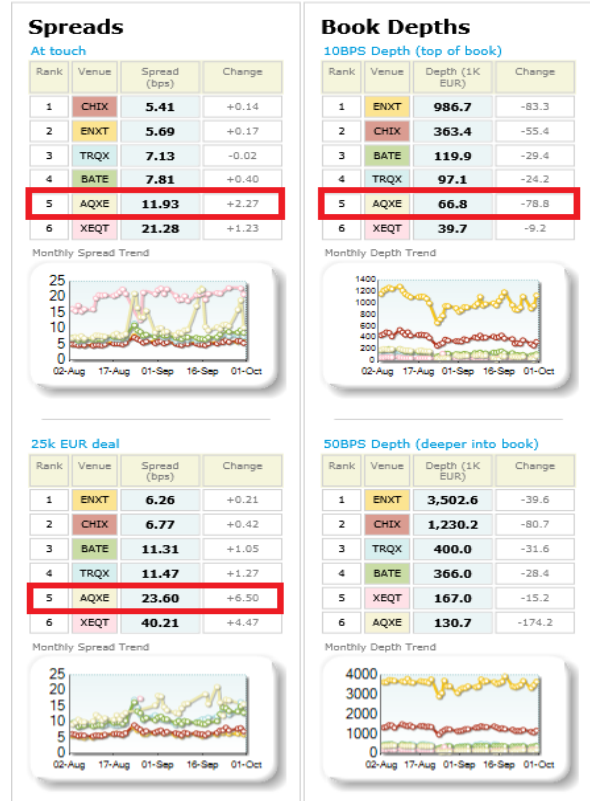
SMI 20 LiquidMetrix Battlemap*



OMX S30 LiquidMetrix Battlemat*

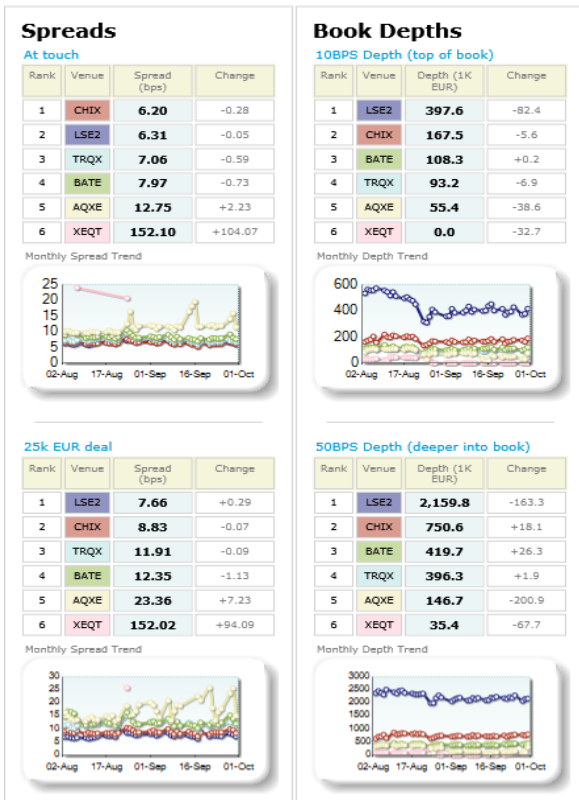
CAC 40 LiquidMetrix Battlemat*

Period 01-Sep-2015 to 30-Sep-2015



FTSE 100 LiquidMetrix Battlemat*

Period 01-Sep-2015 to 30-Sep-2015



LiquidMetrix definitions:

Spreads measure the bid to offer spread of the best visible orders in the book. The result is averaged over the stocks in the index and is based on measurements of the order book every 30 seconds. The value for the spread is quoted in basis points (0.01%).

Market depth measures the amount of visible liquidity (bids and offers) in the order book within 10 and 50 BPS of mid price. The result is averaged over the stocks in the index and is based on measurements of the order book every 30 seconds. This is quoted in '000s of EUR.

*Statistics relating to spreads and book depths have been sourced from LiquidMetrix.