

## Aquis Exchange Monthly Statistics

Month: Aug-2016  
 Value traded (EUR): € 8,571,474,811  
 Volume (no. of shares): 818,117,872

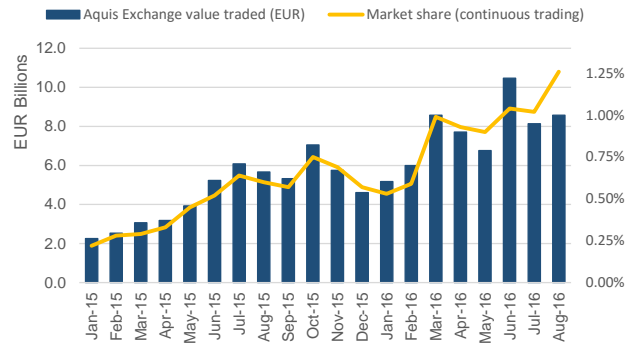
### Trading by Market

Market	Value Traded
London	€ 2,202,354,910
Zurich	€ 1,461,326,140
Frankfurt	€ 1,421,288,960
Stockholm	€ 714,799,270
Paris	€ 648,562,510
Milan	€ 605,182,560
Amsterdam	€ 523,317,370
Copenhagen	€ 364,838,670
Helsinki	€ 167,830,670
Madrid	€ 158,291,260
Oslo	€ 141,463,220
Brussels	€ 133,816,820
Lisbon	€ 28,402,200

### Monthly Top Stocks by Value (EUR)

Stock	Symbol	Value Traded
Nestle SA	NESNz	€ 336,798,030
Novartis AG	NOVNz	€ 189,965,900
Roche Holding AG	ROGz	€ 140,832,210
Novo Nordisk A/S	NOVOBc	€ 131,311,800
Allianz SE	ALVd	€ 126,954,160
Intesa Sanpaolo SpA	ISPm	€ 99,716,680
Siemens AG	SIEd	€ 96,516,600
Rio Tinto PLC	RIOI	€ 94,715,080
Adidas AG	ADSD	€ 93,297,010
Royal Dutch Shell PLC	RDSBI	€ 79,876,010

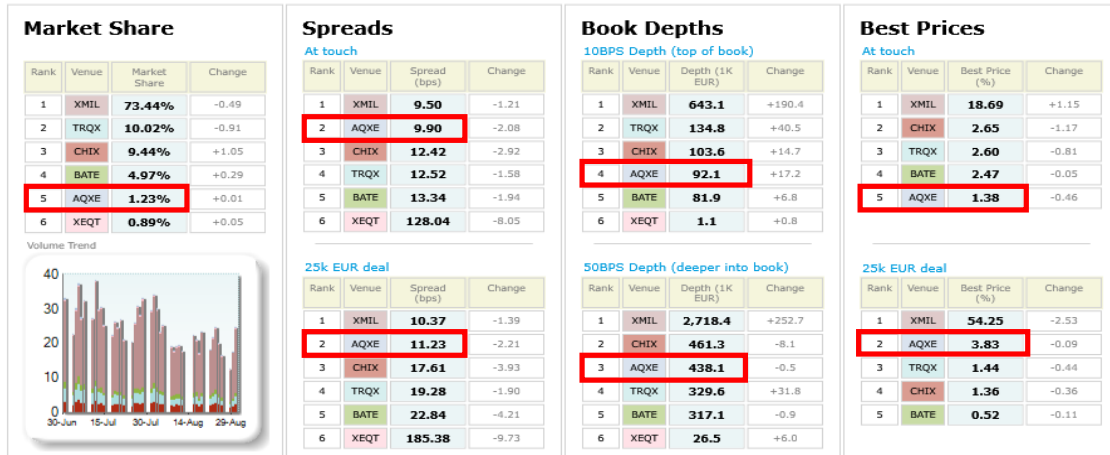
### Aquis Exchange value traded per month



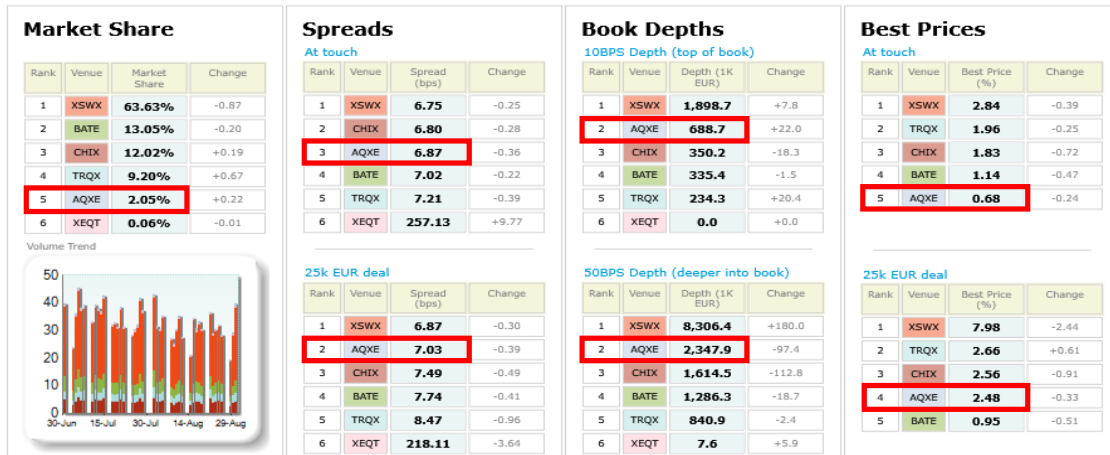
### Monthly Top Stocks by Market Share (continuous trading)

Stock	Symbol	Market Share
Smiths Group PLC	SMINI	5.8%
Adecco Group AG	ADENz	5.1%
Deutsche Boerse AG	DB1d	5.1%
Compass Group PLC	CPGI	4.4%
Svenska Handelsbanken AB	SHBAs	4.3%
Assa Abloy AB	ASSABs	4.2%
SGS SA	SGSNz	4.1%
Nestle SA	NESNz	4.0%
Securitas AB	SECUBs	3.7%
Svenska Cellulosa AB	SCABs	3.5%

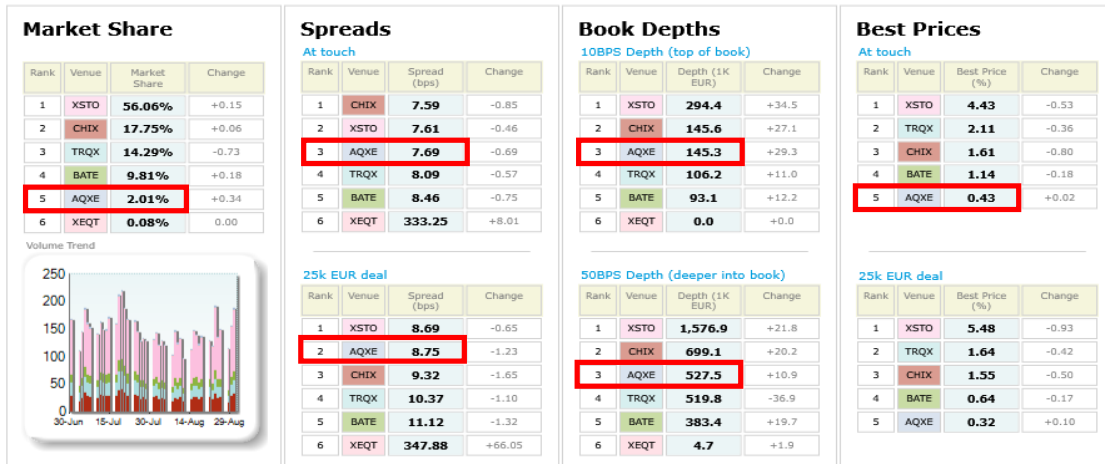
### Italian 40 LiquidMetrix Battlemap\*



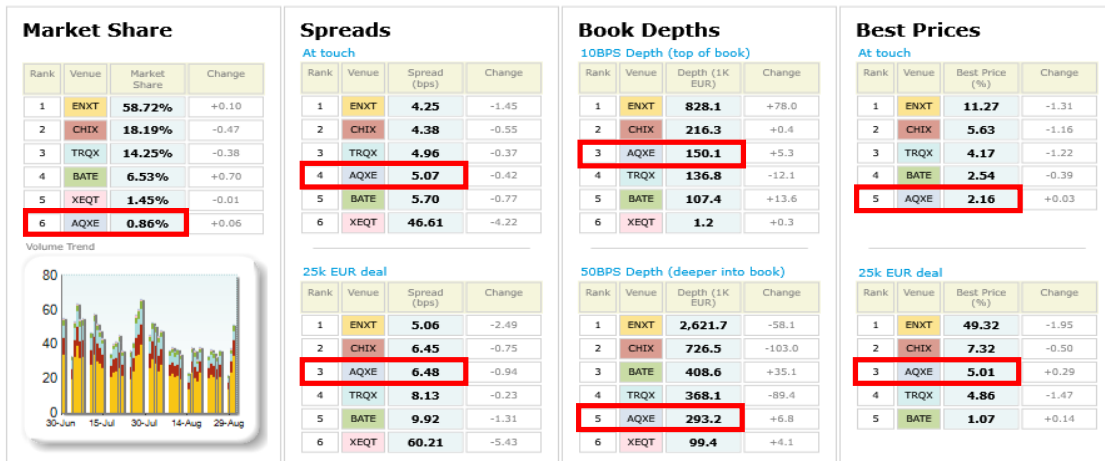
### Swiss 20 LiquidMetrix Battlemap\*



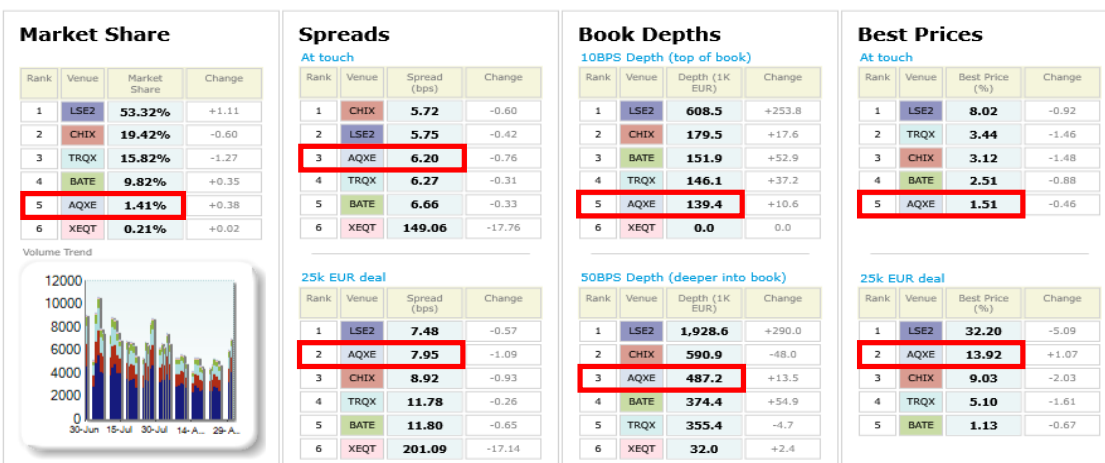
Swedish 30 LiquidMetric Battlemap\*



French 40 LiquidMetric Battlemap\*



UK 100 LiquidMetric Battlemap\*



LiquidMetric definitions:

- **Spreads** measure the bid to offer spread of the best visible orders in the book. The result is averaged over the stocks in the index and is based on measurements of the order book every 30 seconds. The value for the spread is quoted in basis points (0.01%).
- **Market depth** measures the amount of visible liquidity (bids and offers) in the order book within 10 and 50 BPS of mid price. The result is averaged over the stocks in the index and is based on measurements of the order book every 30 seconds. This is quoted in '000s of EUR.
- **Best Price %** measures how often each venue posts an absolute best price (no ties) for stocks. The result is averaged over the stocks in the index and is based on measurements of the order book every 5 seconds.

\*Statistics relating to spreads and book depths have been sourced from LiquidMetric.

© Aquis Exchange Limited 2015. Aquis Exchange Limited is authorised and regulated by the Financial Conduct Authority. This report is for general information only and does not constitute investment advice or an offer, solicitation or recommendation to acquire or dispose of any investment or to engage in any other transaction. Although care is taken to ensure that the information is accurate and up to date, Aquis cannot accept any responsibility for mistakes or omissions.