

# Aquis Exchange Monthly Statistics

Month: Jul-2016  
 Value traded (EUR): € 8,139,024,461  
 Volume (no. of shares): 913,665,241

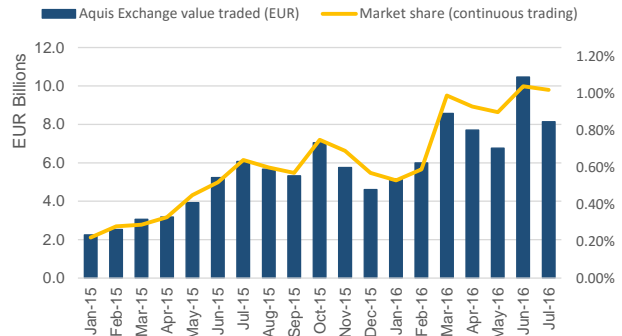
## Trading by Market

Market	Value Traded
London	€ 2,077,271,740
Zurich	€ 1,441,032,540
Frankfurt	€ 1,240,958,550
Milan	€ 741,595,060
Paris	€ 716,985,940
Stockholm	€ 631,518,510
Amsterdam	€ 484,751,090
Copenhagen	€ 196,996,700
Madrid	€ 163,263,210
Helsinki	€ 154,568,470
Oslo	€ 146,725,270
Brussels	€ 114,920,920
Lisbon	€ 28,436,220

## Monthly Top Stocks by Value (EUR)

Stock	Symbol	Value Traded
Nestle SA	NESNz	€ 278,470,330
Novartis AG	NOVNz	€ 183,676,100
Roche Holding AG	ROGz	€ 139,869,500
Intesa Sanpaolo SpA	ISPM	€ 121,430,850
Allianz SE	ALVd	€ 105,170,990
ARM Holdings PLC	ARMI	€ 88,094,590
UBS Group AG	UBSGz	€ 87,953,750
Credit Suisse Group AG	CSGNz	€ 82,945,950
Eni SpA	ENIm	€ 81,681,610
GlaxoSmithKline PLC	GSKI	€ 80,125,380

## Aquis Exchange value traded per month



## Monthly Top Stocks by Market Share (continuous trading)

Stock	Symbol	Market Share
Logitech International SA	LOGNz	5.2%
Adecco Group AG	ADENz	4.1%
Snam SpA	SRGm	4.0%
Smith & Nephew PLC	SNI	3.6%
Alcatel-Lucent/France	ALUp	3.4%
Nokia OYJ	NOKIAh	3.2%
Nestle SA	NESNz	3.1%
Alfa Laval AB	ALFAs	3.1%
Telecom Italia SpA	TITm	3.0%
Cie Financiere Richemont SA	CFRz	2.9%

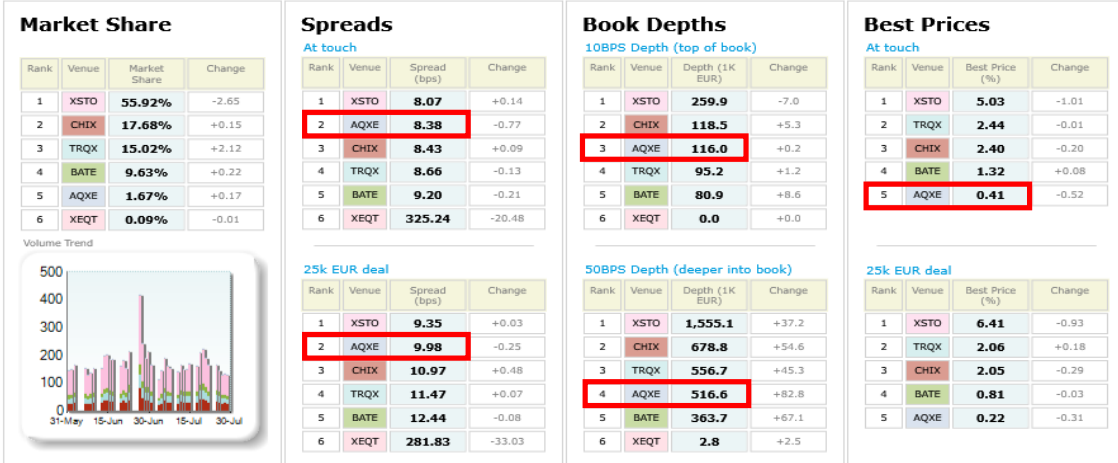
## Italian 40 LiquidMetrix Battlemap\*

Market Share				Spreads				Book Depths				Best Prices																																																																																																															
<table border="1"> <thead> <tr><th>Rank</th><th>Venue</th><th>Market Share</th><th>Change</th></tr> </thead> <tbody> <tr><td>1</td><td>XMIL</td><td>73.93%</td><td>+0.42</td></tr> <tr><td>2</td><td>TRQX</td><td>10.94%</td><td>+1.53</td></tr> <tr><td>3</td><td>CHIX</td><td>8.39%</td><td>-0.57</td></tr> <tr><td>4</td><td>BATE</td><td>4.68%</td><td>-1.34</td></tr> <tr><td>5</td><td>AQXE</td><td>1.22%</td><td>-0.14</td></tr> <tr><td>6</td><td>XEQT</td><td>0.84%</td><td>+0.09</td></tr> </tbody> </table>				Rank	Venue	Market Share	Change	1	XMIL	73.93%	+0.42	2	TRQX	10.94%	+1.53	3	CHIX	8.39%	-0.57	4	BATE	4.68%	-1.34	5	AQXE	1.22%	-0.14	6	XEQT	0.84%	+0.09	<table border="1"> <thead> <tr><th>Rank</th><th>Venue</th><th>Spread (bps)</th><th>Change</th></tr> </thead> <tbody> <tr><td>1</td><td>XMIL</td><td>10.71</td><td>-0.01</td></tr> <tr><td>2</td><td>AQXE</td><td>11.98</td><td>-0.70</td></tr> <tr><td>3</td><td>TRQX</td><td>14.10</td><td>-1.25</td></tr> <tr><td>4</td><td>BATE</td><td>15.28</td><td>+0.10</td></tr> <tr><td>5</td><td>CHIX</td><td>15.34</td><td>-0.26</td></tr> <tr><td>6</td><td>XEQT</td><td>136.09</td><td>-7.42</td></tr> </tbody> </table>				Rank	Venue	Spread (bps)	Change	1	XMIL	10.71	-0.01	2	AQXE	11.98	-0.70	3	TRQX	14.10	-1.25	4	BATE	15.28	+0.10	5	CHIX	15.34	-0.26	6	XEQT	136.09	-7.42	<table border="1"> <thead> <tr><th>Rank</th><th>Venue</th><th>Depth (1K EUR)</th><th>Change</th></tr> </thead> <tbody> <tr><td>1</td><td>XMIL</td><td>452.6</td><td>+171.0</td></tr> <tr><td>2</td><td>TRQX</td><td>94.3</td><td>+41.0</td></tr> <tr><td>3</td><td>CHIX</td><td>88.9</td><td>+28.3</td></tr> <tr><td>4</td><td>BATE</td><td>75.1</td><td>+23.4</td></tr> <tr><td>5</td><td>AQXE</td><td>74.9</td><td>-14.0</td></tr> <tr><td>6</td><td>XEQT</td><td>0.4</td><td>+0.0</td></tr> </tbody> </table>				Rank	Venue	Depth (1K EUR)	Change	1	XMIL	452.6	+171.0	2	TRQX	94.3	+41.0	3	CHIX	88.9	+28.3	4	BATE	75.1	+23.4	5	AQXE	74.9	-14.0	6	XEQT	0.4	+0.0	<table border="1"> <thead> <tr><th>Rank</th><th>Venue</th><th>Best Price (%)</th><th>Change</th></tr> </thead> <tbody> <tr><td>1</td><td>XMIL</td><td>17.66</td><td>+0.80</td></tr> <tr><td>2</td><td>CHIX</td><td>3.73</td><td>-0.07</td></tr> <tr><td>3</td><td>TRQX</td><td>3.34</td><td>-0.09</td></tr> <tr><td>4</td><td>BATE</td><td>2.56</td><td>+0.17</td></tr> <tr><td>5</td><td>AQXE</td><td>1.89</td><td>-0.75</td></tr> </tbody> </table>				Rank	Venue	Best Price (%)	Change	1	XMIL	17.66	+0.80	2	CHIX	3.73	-0.07	3	TRQX	3.34	-0.09	4	BATE	2.56	+0.17	5	AQXE	1.89	-0.75
Rank	Venue	Market Share	Change																																																																																																																								
1	XMIL	73.93%	+0.42																																																																																																																								
2	TRQX	10.94%	+1.53																																																																																																																								
3	CHIX	8.39%	-0.57																																																																																																																								
4	BATE	4.68%	-1.34																																																																																																																								
5	AQXE	1.22%	-0.14																																																																																																																								
6	XEQT	0.84%	+0.09																																																																																																																								
Rank	Venue	Spread (bps)	Change																																																																																																																								
1	XMIL	10.71	-0.01																																																																																																																								
2	AQXE	11.98	-0.70																																																																																																																								
3	TRQX	14.10	-1.25																																																																																																																								
4	BATE	15.28	+0.10																																																																																																																								
5	CHIX	15.34	-0.26																																																																																																																								
6	XEQT	136.09	-7.42																																																																																																																								
Rank	Venue	Depth (1K EUR)	Change																																																																																																																								
1	XMIL	452.6	+171.0																																																																																																																								
2	TRQX	94.3	+41.0																																																																																																																								
3	CHIX	88.9	+28.3																																																																																																																								
4	BATE	75.1	+23.4																																																																																																																								
5	AQXE	74.9	-14.0																																																																																																																								
6	XEQT	0.4	+0.0																																																																																																																								
Rank	Venue	Best Price (%)	Change																																																																																																																								
1	XMIL	17.66	+0.80																																																																																																																								
2	CHIX	3.73	-0.07																																																																																																																								
3	TRQX	3.34	-0.09																																																																																																																								
4	BATE	2.56	+0.17																																																																																																																								
5	AQXE	1.89	-0.75																																																																																																																								
<table border="1"> <thead> <tr><th>Rank</th><th>Venue</th><th>Spread (bps)</th><th>Change</th></tr> </thead> <tbody> <tr><td>1</td><td>XMIL</td><td>11.76</td><td>+0.17</td></tr> <tr><td>2</td><td>AQXE</td><td>13.44</td><td>+0.45</td></tr> <tr><td>3</td><td>TRQX</td><td>21.18</td><td>-0.72</td></tr> <tr><td>4</td><td>CHIX</td><td>21.54</td><td>+0.34</td></tr> <tr><td>5</td><td>BATE</td><td>27.06</td><td>+0.41</td></tr> <tr><td>6</td><td>XEQT</td><td>195.11</td><td>-13.62</td></tr> </tbody> </table>				Rank	Venue	Spread (bps)	Change	1	XMIL	11.76	+0.17	2	AQXE	13.44	+0.45	3	TRQX	21.18	-0.72	4	CHIX	21.54	+0.34	5	BATE	27.06	+0.41	6	XEQT	195.11	-13.62	<table border="1"> <thead> <tr><th>Rank</th><th>Venue</th><th>Depth (1K EUR)</th><th>Change</th></tr> </thead> <tbody> <tr><td>1</td><td>XMIL</td><td>2,465.7</td><td>+460.6</td></tr> <tr><td>2</td><td>CHIX</td><td>469.3</td><td>+36.4</td></tr> <tr><td>3</td><td>AQXE</td><td>438.6</td><td>+41.2</td></tr> <tr><td>4</td><td>BATE</td><td>318.0</td><td>+30.6</td></tr> <tr><td>5</td><td>TRQX</td><td>297.7</td><td>+77.3</td></tr> <tr><td>6</td><td>XEQT</td><td>20.6</td><td>+0.1</td></tr> </tbody> </table>				Rank	Venue	Depth (1K EUR)	Change	1	XMIL	2,465.7	+460.6	2	CHIX	469.3	+36.4	3	AQXE	438.6	+41.2	4	BATE	318.0	+30.6	5	TRQX	297.7	+77.3	6	XEQT	20.6	+0.1	<table border="1"> <thead> <tr><th>Rank</th><th>Venue</th><th>Best Price (%)</th><th>Change</th></tr> </thead> <tbody> <tr><td>1</td><td>XMIL</td><td>56.78</td><td>+3.79</td></tr> <tr><td>2</td><td>AQXE</td><td>3.92</td><td>-0.09</td></tr> <tr><td>3</td><td>TRQX</td><td>1.88</td><td>+0.30</td></tr> <tr><td>4</td><td>CHIX</td><td>1.72</td><td>-0.35</td></tr> <tr><td>5</td><td>BATE</td><td>0.64</td><td>-0.26</td></tr> </tbody> </table>				Rank	Venue	Best Price (%)	Change	1	XMIL	56.78	+3.79	2	AQXE	3.92	-0.09	3	TRQX	1.88	+0.30	4	CHIX	1.72	-0.35	5	BATE	0.64	-0.26																																
Rank	Venue	Spread (bps)	Change																																																																																																																								
1	XMIL	11.76	+0.17																																																																																																																								
2	AQXE	13.44	+0.45																																																																																																																								
3	TRQX	21.18	-0.72																																																																																																																								
4	CHIX	21.54	+0.34																																																																																																																								
5	BATE	27.06	+0.41																																																																																																																								
6	XEQT	195.11	-13.62																																																																																																																								
Rank	Venue	Depth (1K EUR)	Change																																																																																																																								
1	XMIL	2,465.7	+460.6																																																																																																																								
2	CHIX	469.3	+36.4																																																																																																																								
3	AQXE	438.6	+41.2																																																																																																																								
4	BATE	318.0	+30.6																																																																																																																								
5	TRQX	297.7	+77.3																																																																																																																								
6	XEQT	20.6	+0.1																																																																																																																								
Rank	Venue	Best Price (%)	Change																																																																																																																								
1	XMIL	56.78	+3.79																																																																																																																								
2	AQXE	3.92	-0.09																																																																																																																								
3	TRQX	1.88	+0.30																																																																																																																								
4	CHIX	1.72	-0.35																																																																																																																								
5	BATE	0.64	-0.26																																																																																																																								

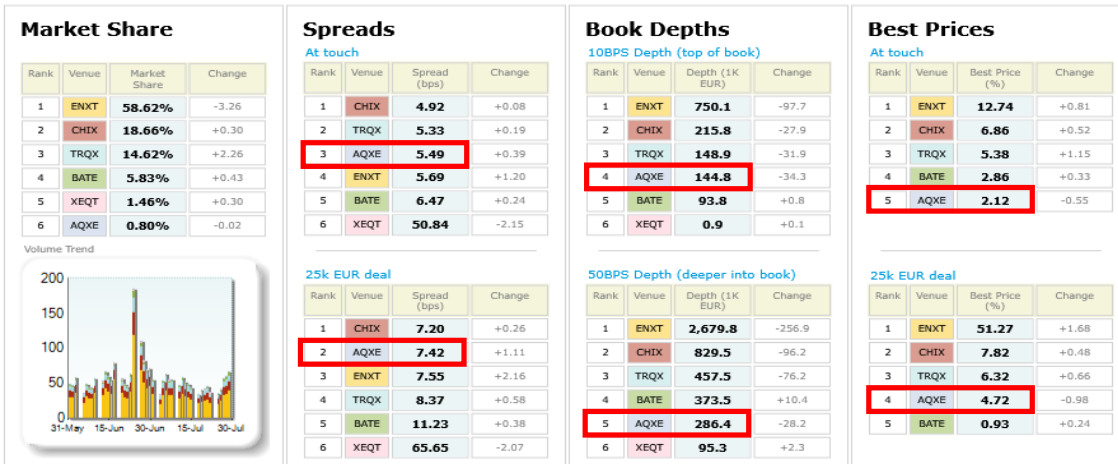
## Swiss 20 LiquidMetrix Battlemap\*

Market Share				Spreads				Book Depths				Best Prices																																																																																																															
<table border="1"> <thead> <tr><th>Rank</th><th>Venue</th><th>Market Share</th><th>Change</th></tr> </thead> <tbody> <tr><td>1</td><td>XSWX</td><td>64.50%</td><td>-1.11</td></tr> <tr><td>2</td><td>BATE</td><td>13.24%</td><td>+0.20</td></tr> <tr><td>3</td><td>CHIX</td><td>11.83%</td><td>+0.63</td></tr> <tr><td>4</td><td>TRQX</td><td>8.53%</td><td>+0.47</td></tr> <tr><td>5</td><td>AQXE</td><td>1.83%</td><td>-0.22</td></tr> <tr><td>6</td><td>XEQT</td><td>0.07%</td><td>+0.03</td></tr> </tbody> </table>				Rank	Venue	Market Share	Change	1	XSWX	64.50%	-1.11	2	BATE	13.24%	+0.20	3	CHIX	11.83%	+0.63	4	TRQX	8.53%	+0.47	5	AQXE	1.83%	-0.22	6	XEQT	0.07%	+0.03	<table border="1"> <thead> <tr><th>Rank</th><th>Venue</th><th>Spread (bps)</th><th>Change</th></tr> </thead> <tbody> <tr><td>1</td><td>XSWX</td><td>7.00</td><td>-0.02</td></tr> <tr><td>2</td><td>CHIX</td><td>7.08</td><td>+0.04</td></tr> <tr><td>3</td><td>AQXE</td><td>7.23</td><td>+0.22</td></tr> <tr><td>4</td><td>BATE</td><td>7.24</td><td>-0.14</td></tr> <tr><td>5</td><td>TRQX</td><td>7.60</td><td>-0.09</td></tr> <tr><td>6</td><td>XEQT</td><td>247.36</td><td>-72.99</td></tr> </tbody> </table>				Rank	Venue	Spread (bps)	Change	1	XSWX	7.00	-0.02	2	CHIX	7.08	+0.04	3	AQXE	7.23	+0.22	4	BATE	7.24	-0.14	5	TRQX	7.60	-0.09	6	XEQT	247.36	-72.99	<table border="1"> <thead> <tr><th>Rank</th><th>Venue</th><th>Depth (1K EUR)</th><th>Change</th></tr> </thead> <tbody> <tr><td>1</td><td>XSWX</td><td>1,890.9</td><td>+429.4</td></tr> <tr><td>2</td><td>AQXE</td><td>666.6</td><td>+42.4</td></tr> <tr><td>3</td><td>CHIX</td><td>368.5</td><td>+40.1</td></tr> <tr><td>4</td><td>BATE</td><td>336.8</td><td>+59.7</td></tr> <tr><td>5</td><td>TRQX</td><td>213.8</td><td>+25.1</td></tr> <tr><td>6</td><td>XEQT</td><td>0.0</td><td>+0.0</td></tr> </tbody> </table>				Rank	Venue	Depth (1K EUR)	Change	1	XSWX	1,890.9	+429.4	2	AQXE	666.6	+42.4	3	CHIX	368.5	+40.1	4	BATE	336.8	+59.7	5	TRQX	213.8	+25.1	6	XEQT	0.0	+0.0	<table border="1"> <thead> <tr><th>Rank</th><th>Venue</th><th>Best Price (%)</th><th>Change</th></tr> </thead> <tbody> <tr><td>1</td><td>XSWX</td><td>3.22</td><td>+0.44</td></tr> <tr><td>2</td><td>CHIX</td><td>2.55</td><td>+0.01</td></tr> <tr><td>3</td><td>TRQX</td><td>2.21</td><td>+0.13</td></tr> <tr><td>4</td><td>BATE</td><td>1.59</td><td>0.00</td></tr> <tr><td>5</td><td>AQXE</td><td>0.87</td><td>-0.42</td></tr> </tbody> </table>				Rank	Venue	Best Price (%)	Change	1	XSWX	3.22	+0.44	2	CHIX	2.55	+0.01	3	TRQX	2.21	+0.13	4	BATE	1.59	0.00	5	AQXE	0.87	-0.42
Rank	Venue	Market Share	Change																																																																																																																								
1	XSWX	64.50%	-1.11																																																																																																																								
2	BATE	13.24%	+0.20																																																																																																																								
3	CHIX	11.83%	+0.63																																																																																																																								
4	TRQX	8.53%	+0.47																																																																																																																								
5	AQXE	1.83%	-0.22																																																																																																																								
6	XEQT	0.07%	+0.03																																																																																																																								
Rank	Venue	Spread (bps)	Change																																																																																																																								
1	XSWX	7.00	-0.02																																																																																																																								
2	CHIX	7.08	+0.04																																																																																																																								
3	AQXE	7.23	+0.22																																																																																																																								
4	BATE	7.24	-0.14																																																																																																																								
5	TRQX	7.60	-0.09																																																																																																																								
6	XEQT	247.36	-72.99																																																																																																																								
Rank	Venue	Depth (1K EUR)	Change																																																																																																																								
1	XSWX	1,890.9	+429.4																																																																																																																								
2	AQXE	666.6	+42.4																																																																																																																								
3	CHIX	368.5	+40.1																																																																																																																								
4	BATE	336.8	+59.7																																																																																																																								
5	TRQX	213.8	+25.1																																																																																																																								
6	XEQT	0.0	+0.0																																																																																																																								
Rank	Venue	Best Price (%)	Change																																																																																																																								
1	XSWX	3.22	+0.44																																																																																																																								
2	CHIX	2.55	+0.01																																																																																																																								
3	TRQX	2.21	+0.13																																																																																																																								
4	BATE	1.59	0.00																																																																																																																								
5	AQXE	0.87	-0.42																																																																																																																								
<table border="1"> <thead> <tr><th>Rank</th><th>Venue</th><th>Spread (bps)</th><th>Change</th></tr> </thead> <tbody> <tr><td>1</td><td>XSWX</td><td>7.17</td><td>-0.03</td></tr> <tr><td>2</td><td>AQXE</td><td>7.42</td><td>+0.23</td></tr> <tr><td>3</td><td>CHIX</td><td>7.98</td><td>+0.03</td></tr> <tr><td>4</td><td>BATE</td><td>8.15</td><td>-0.08</td></tr> <tr><td>5</td><td>TRQX</td><td>9.44</td><td>+0.07</td></tr> <tr><td>6</td><td>XEQT</td><td>221.75</td><td>-27.96</td></tr> </tbody> </table>				Rank	Venue	Spread (bps)	Change	1	XSWX	7.17	-0.03	2	AQXE	7.42	+0.23	3	CHIX	7.98	+0.03	4	BATE	8.15	-0.08	5	TRQX	9.44	+0.07	6	XEQT	221.75	-27.96	<table border="1"> <thead> <tr><th>Rank</th><th>Venue</th><th>Depth (1K EUR)</th><th>Change</th></tr> </thead> <tbody> <tr><td>1</td><td>XSWX</td><td>8,126.4</td><td>+556.6</td></tr> <tr><td>2</td><td>AQXE</td><td>2,445.3</td><td>+89.7</td></tr> <tr><td>3</td><td>CHIX</td><td>1,727.4</td><td>-57.2</td></tr> <tr><td>4</td><td>BATE</td><td>1,305.0</td><td>-12.1</td></tr> <tr><td>5</td><td>TRQX</td><td>843.3</td><td>-21.6</td></tr> <tr><td>6</td><td>XEQT</td><td>1.7</td><td>+1.4</td></tr> </tbody> </table>				Rank	Venue	Depth (1K EUR)	Change	1	XSWX	8,126.4	+556.6	2	AQXE	2,445.3	+89.7	3	CHIX	1,727.4	-57.2	4	BATE	1,305.0	-12.1	5	TRQX	843.3	-21.6	6	XEQT	1.7	+1.4	<table border="1"> <thead> <tr><th>Rank</th><th>Venue</th><th>Best Price (%)</th><th>Change</th></tr> </thead> <tbody> <tr><td>1</td><td>XSWX</td><td>10.43</td><td>+3.53</td></tr> <tr><td>2</td><td>CHIX</td><td>3.47</td><td>+0.05</td></tr> <tr><td>3</td><td>AQXE</td><td>2.81</td><td>-1.05</td></tr> <tr><td>4</td><td>TRQX</td><td>2.05</td><td>+0.18</td></tr> <tr><td>5</td><td>BATE</td><td>1.46</td><td>-0.01</td></tr> </tbody> </table>				Rank	Venue	Best Price (%)	Change	1	XSWX	10.43	+3.53	2	CHIX	3.47	+0.05	3	AQXE	2.81	-1.05	4	TRQX	2.05	+0.18	5	BATE	1.46	-0.01																																
Rank	Venue	Spread (bps)	Change																																																																																																																								
1	XSWX	7.17	-0.03																																																																																																																								
2	AQXE	7.42	+0.23																																																																																																																								
3	CHIX	7.98	+0.03																																																																																																																								
4	BATE	8.15	-0.08																																																																																																																								
5	TRQX	9.44	+0.07																																																																																																																								
6	XEQT	221.75	-27.96																																																																																																																								
Rank	Venue	Depth (1K EUR)	Change																																																																																																																								
1	XSWX	8,126.4	+556.6																																																																																																																								
2	AQXE	2,445.3	+89.7																																																																																																																								
3	CHIX	1,727.4	-57.2																																																																																																																								
4	BATE	1,305.0	-12.1																																																																																																																								
5	TRQX	843.3	-21.6																																																																																																																								
6	XEQT	1.7	+1.4																																																																																																																								
Rank	Venue	Best Price (%)	Change																																																																																																																								
1	XSWX	10.43	+3.53																																																																																																																								
2	CHIX	3.47	+0.05																																																																																																																								
3	AQXE	2.81	-1.05																																																																																																																								
4	TRQX	2.05	+0.18																																																																																																																								
5	BATE	1.46	-0.01																																																																																																																								

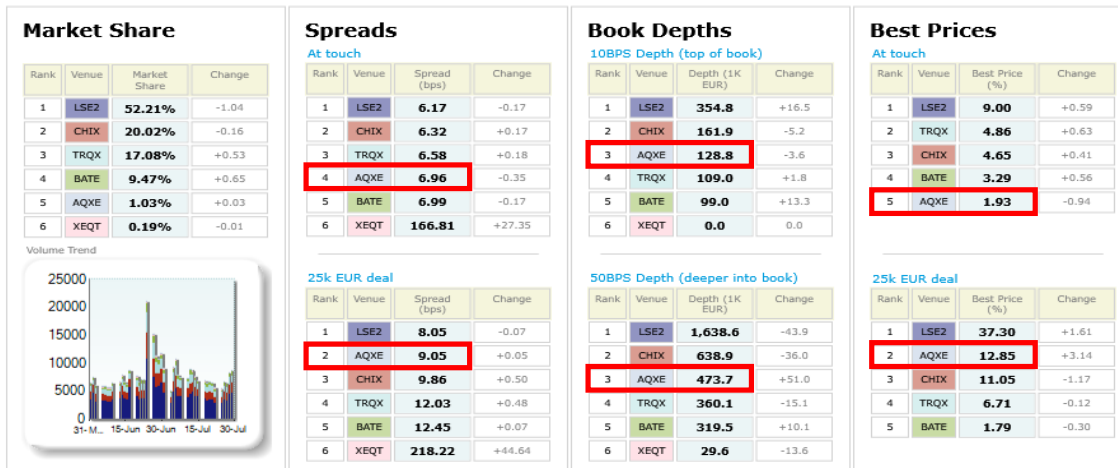
Swedish 30 LiquidMetric Battlemap\*



French 40 LiquidMetric Battlemap\*



UK 100 LiquidMetric Battlemap\*



LiquidMetric definitions:

- **Spreads** measure the bid to offer spread of the best visible orders in the book. The result is averaged over the stocks in the index and is based on measurements of the order book every 30 seconds. The value for the spread is quoted in basis points (0.01%).
- **Market depth** measures the amount of visible liquidity (bids and offers) in the order book within 10 and 50 BPS of mid price. The result is averaged over the stocks in the index and is based on measurements of the order book every 30 seconds. This is quoted in '000s of EUR.
- **Best Price %** measures how often each venue posts an absolute best price (no ties) for stocks. The result is averaged over the stocks in the index and is based on measurements of the order book every 5 seconds.

\*Statistics relating to spreads and book depths have been sourced from LiquidMetric.

© Aquis Exchange Limited 2015. Aquis Exchange Limited is authorised and regulated by the Financial Conduct Authority. This report is for general information only and does not constitute investment advice or an offer, solicitation or recommendation to acquire or dispose of any investment or to engage in any other transaction. Although care is taken to ensure that the information is accurate and up to date, Aquis cannot accept any responsibility for mistakes or omissions.