

Aquis Exchange Monthly Statistics

Month: May-2016
 Value traded (EUR): € 6,758,607,959
 Volume (no. of shares): 647,245,455

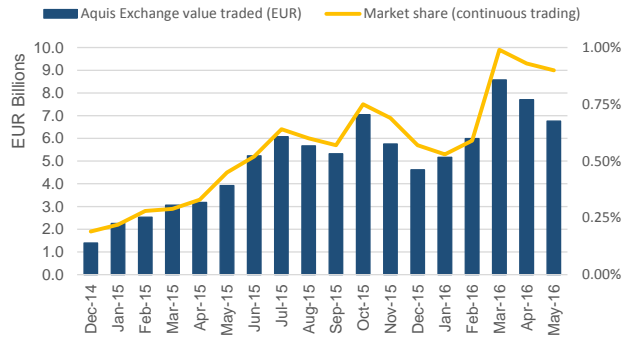
Trading by Market

Market	Value Traded
Zurich	€ 1,866,333,110
London	€ 1,433,685,840
Frankfurt	€ 953,932,910
Milan	€ 611,320,500
Stockholm	€ 499,652,350
Paris	€ 469,571,630
Amsterdam	€ 313,525,170
Copenhagen	€ 133,068,300
Helsinki	€ 126,071,660
Madrid	€ 117,728,740
Oslo	€ 109,041,390
Brussels	€ 103,848,500
Lisbon	€ 20,827,700

Monthly Top Stocks by Value (EUR)

Stock	Symbol	Value Traded
Novartis AG	NOVNz	€ 316,138,270
Nestle SA	NESNz	€ 309,747,050
Roche Holding AG	ROGz	€ 167,320,570
Cie Financiere Richemont SA	CFRz	€ 136,432,200
UBS Group AG	UBSGz	€ 109,774,580
Bayer AG	BAYNd	€ 105,896,540
Intesa Sanpaolo SpA	ISPM	€ 96,066,420
Svenska Handelsbanken AB	SHBAS	€ 91,383,410
Allianz SE	ALVd	€ 76,860,240
Zurich Insurance Group AG	ZURNz	€ 73,839,570

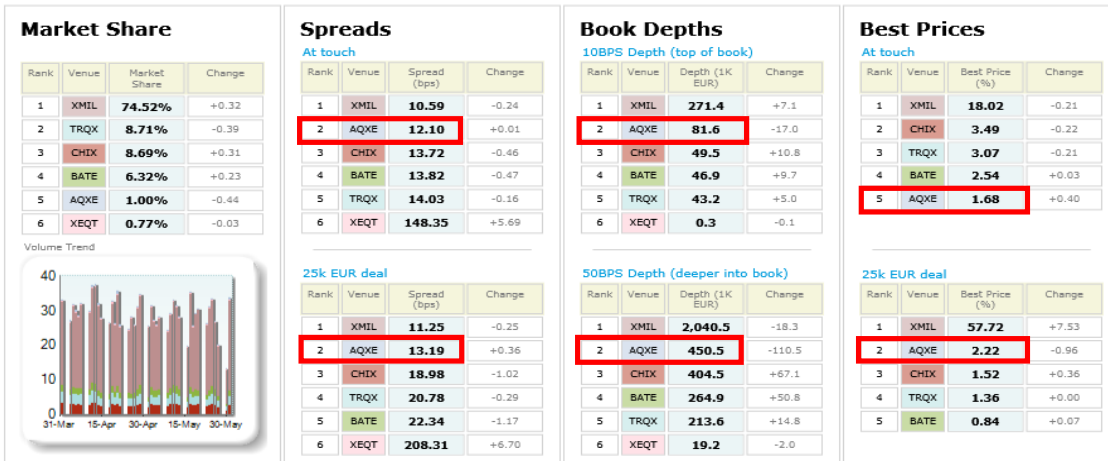
Aquis Exchange value traded per month



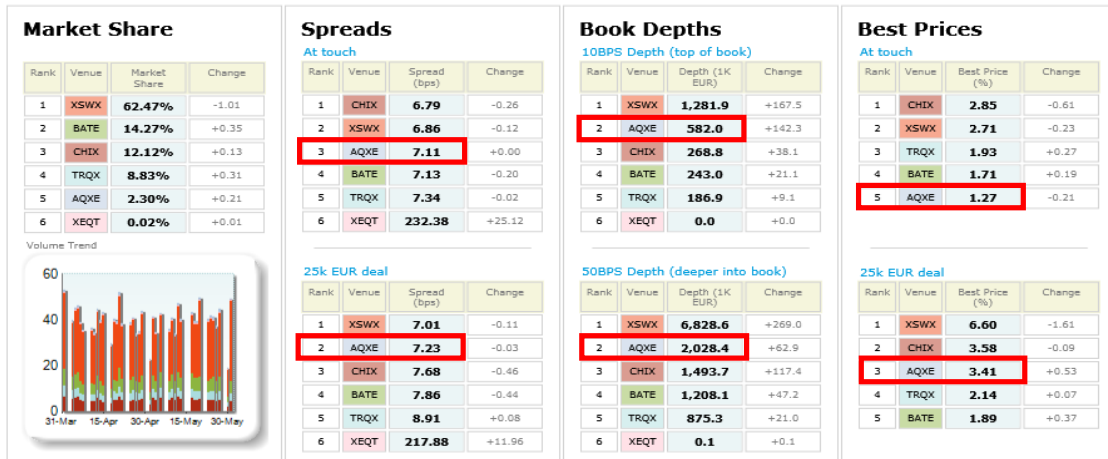
Monthly Top Stocks by Market Share (continuous trading)

Stock	Symbol	Market Share
Svenska Handelsbanken AB	SHBAS	7.8%
SGS SA	SGSNz	5.6%
Sonova Holding AG	SOONz	5.1%
Adecco SA	ADENZ	5.1%
Kungsleden AB	KLEDs	5.0%
Lonza Group AG	LONNz	4.4%
Nestle SA	NESNz	4.3%
Kuehne + Nagel International AG	KNINz	4.1%
Barry Callebaut AG	BARNz	4.1%
Novartis AG	NOVNz	3.8%

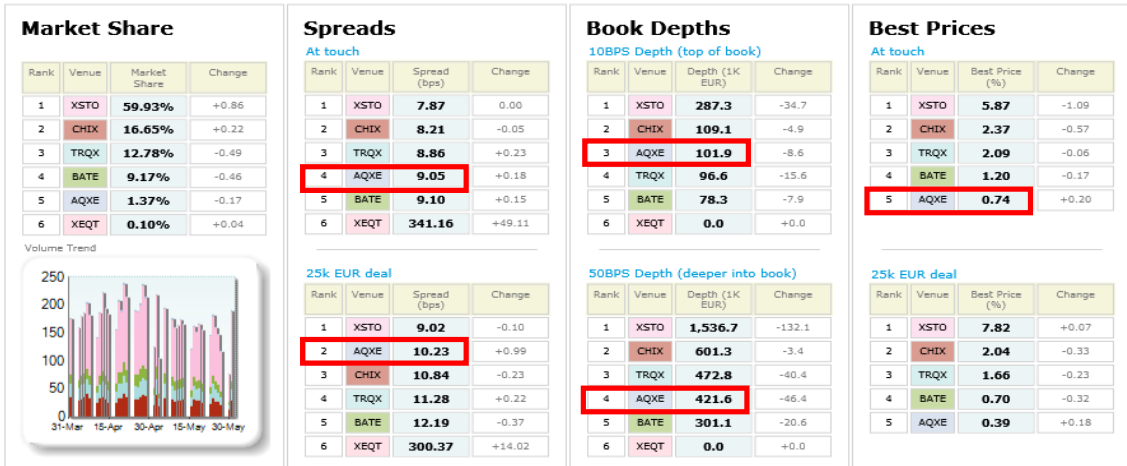
Italian 40 LiquidMetrix Battlemap*



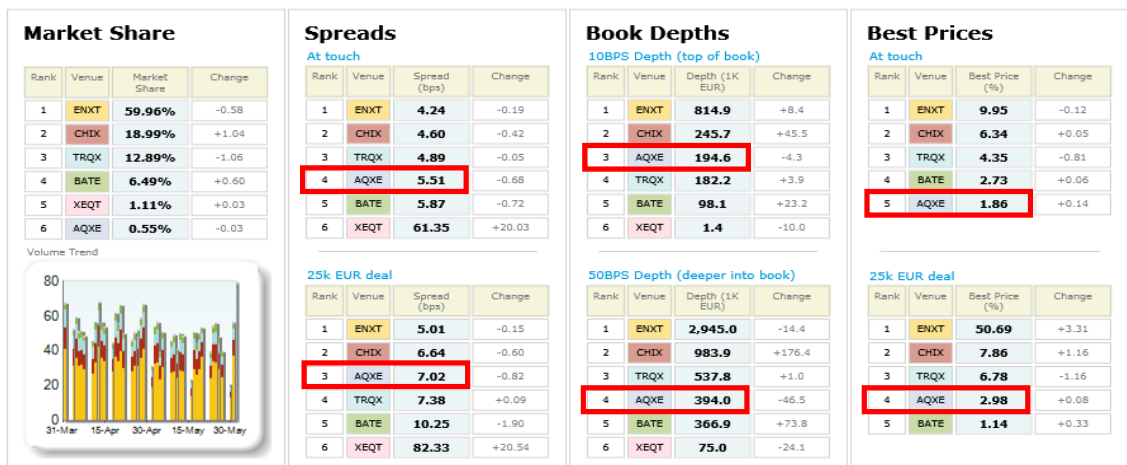
Swiss 20 LiquidMetrix Battlemap*



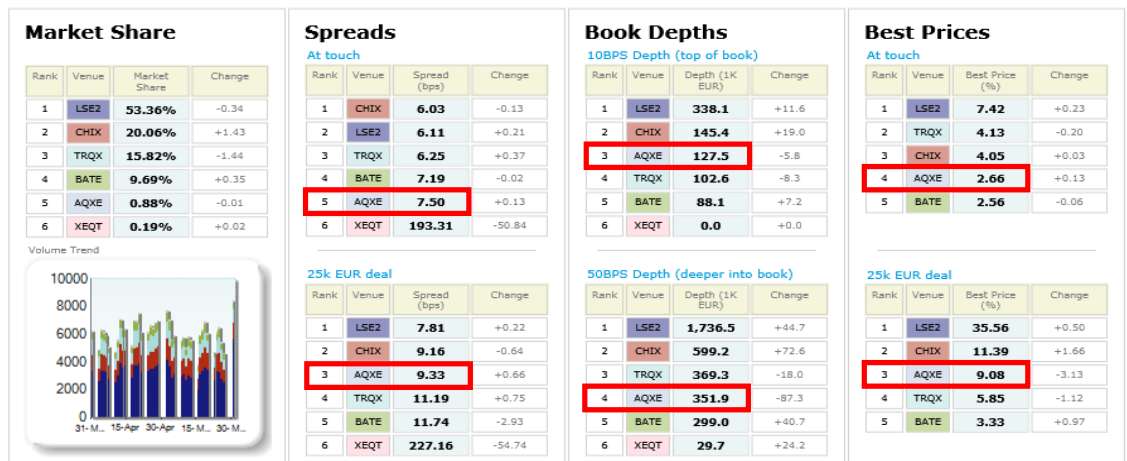
Swedish 30 LiquidMetric Battlemap*



French 40 LiquidMetric Battlemap*



UK 100 LiquidMetric Battlemap*



LiquidMetric definitions:

- **Spreads** measure the bid to offer spread of the best visible orders in the book. The result is averaged over the stocks in the index and is based on measurements of the order book every 30 seconds. The value for the spread is quoted in basis points (0.01%).
- **Market depth** measures the amount of visible liquidity (bids and offers) in the order book within 10 and 50 BPS of mid price. The result is averaged over the stocks in the index and is based on measurements of the order book every 30 seconds. This is quoted in '000s of EUR.
- **Best Price %** measures how often each venue posts an absolute best price (no ties) for stocks. The result is averaged over the stocks in the index and is based on measurements of the order book every 5 seconds.

*Statistics relating to spreads and book depths have been sourced from LiquidMetric.

© Aquis Exchange Limited 2015. Aquis Exchange Limited is authorised and regulated by the Financial Conduct Authority. This report is for general information only and does not constitute investment advice or an offer, solicitation or recommendation to acquire or dispose of any investment or to engage in any other transaction. Although care is taken to ensure that the information is accurate and up to date, Aquis cannot accept any responsibility for mistakes or omissions.