

Aquis Exchange Monthly Statistics

Month: Apr-2016
 Value traded (EUR): € 7,708,388,565
 Volume (no. of shares): 756,903,457

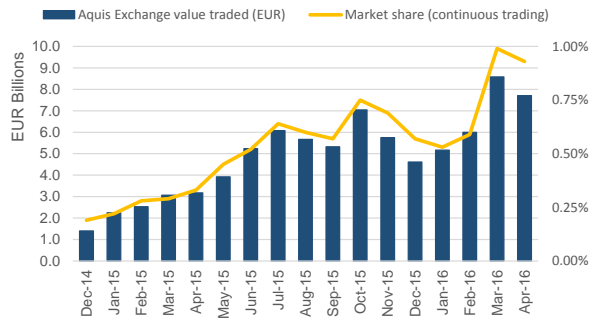
Trading by Market

Market	Value Traded
Zurich	€ 1,858,198,260
London	€ 1,574,682,500
Frankfurt	€ 981,212,240
Milan	€ 920,374,740
Stockholm	€ 706,463,510
Paris	€ 561,335,200
Amsterdam	€ 319,598,950
Copenhagen	€ 203,602,600
Helsinki	€ 200,133,190
Oslo	€ 174,453,800
Brussels	€ 96,926,440
Madrid	€ 90,396,610
Lisbon	€ 21,010,510

Monthly Top Stocks by Value (EUR)

Stock	Symbol	Value Traded
Novartis AG	NOVNz	€ 338,432,220
Nestle SA	NESNz	€ 282,360,130
Roche Holding AG	ROGz	€ 217,674,580
Bayer AG	BAYNd	€ 178,926,090
Intesa Sanpaolo SpA	ISPM	€ 147,135,240
Eni SpA	ENIm	€ 123,255,850
UBS Group AG	UBSGz	€ 107,555,350
Allianz SE	ALVd	€ 105,611,420
Zurich Insurance Group AG	ZURNz	€ 96,635,590
Nokia OYJ	NOKIAh	€ 91,324,910

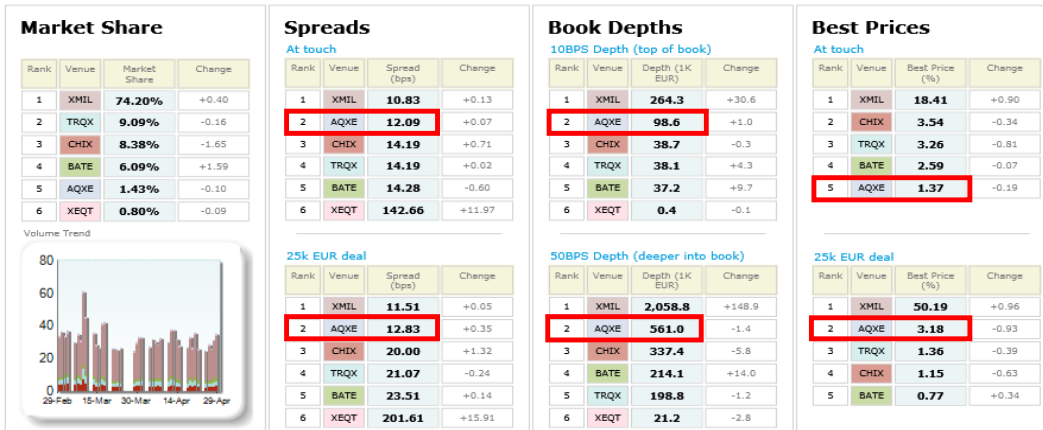
Aquis Exchange value traded per month



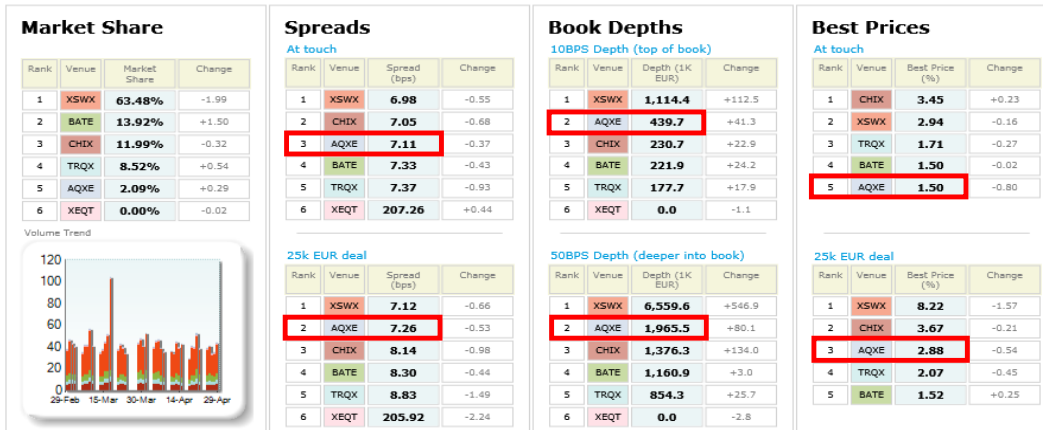
Monthly Top Stocks by Market Share (continuous trading)

Stock	Symbol	Market Share
Kuehne + Nagel International AG	KNINz	5.5%
Svenska Handelsbanken AB	SHBAS	4.7%
Capita PLC	CPIL	4.2%
Compass Group PLC	CPGI	3.7%
Barry Callebaut AG	BARNz	3.6%
Pandora A/S	PNDORc	3.6%
Novartis AG	NOVNz	3.5%
Logitech International SA	LOGNZ	3.5%
Givaudan SA	GIVNz	3.5%
AP Moeller - Maersk A/S	MAERBc	3.5%

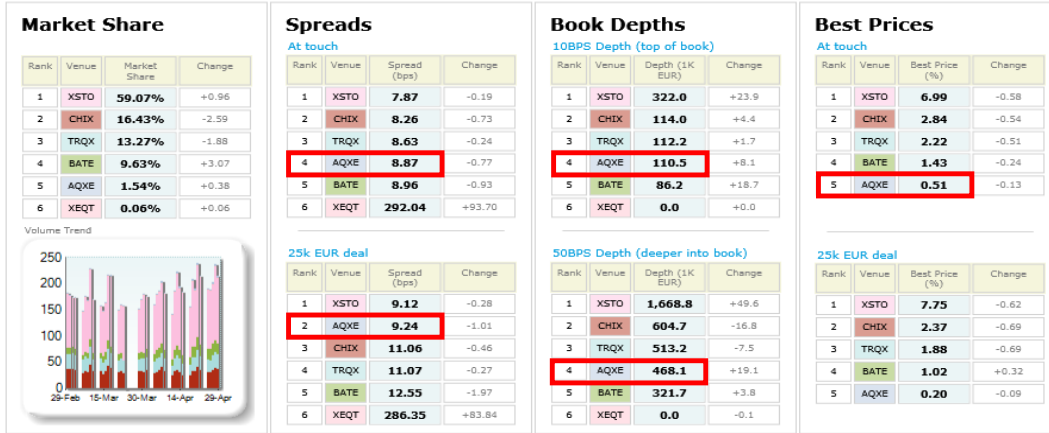
MIB 40 LiquidMetrix Battlemap*



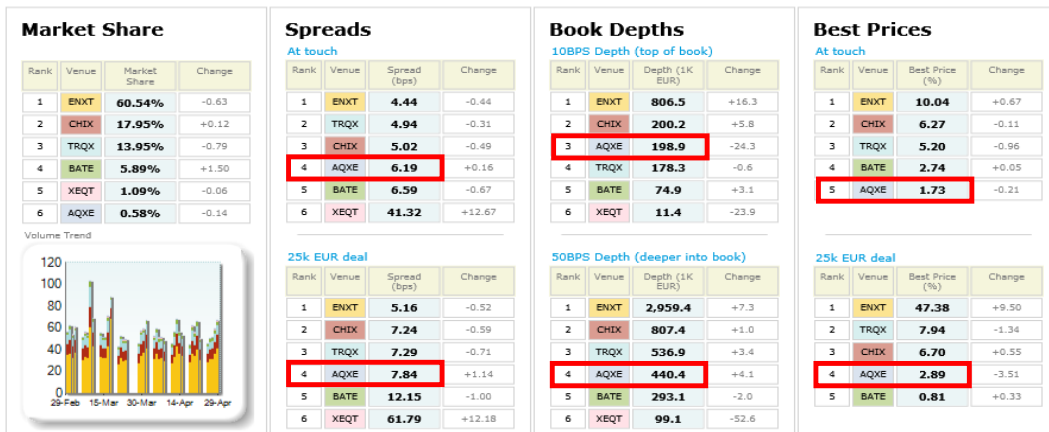
SMI 20 LiquidMetrix Battlemap*



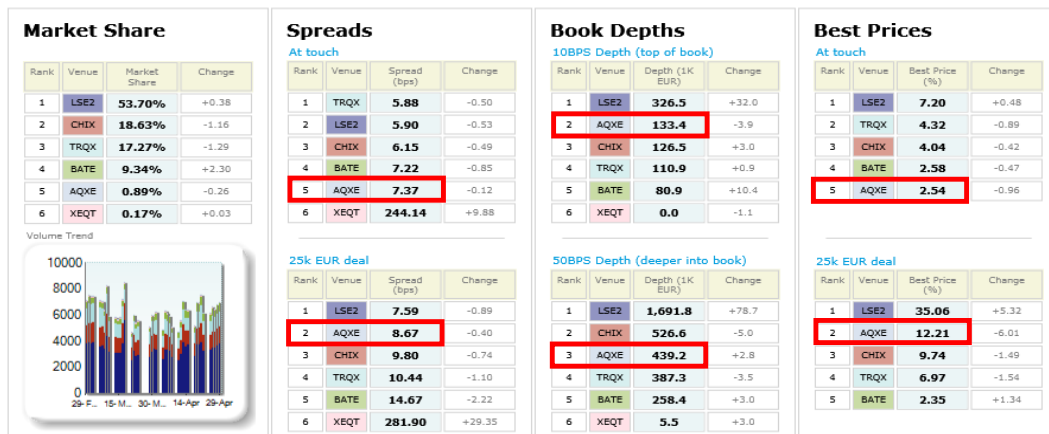
OMX S30 LiquidMetric Battlemap*



CAC 40 LiquidMetric Battlemap*



FTSE 100 LiquidMetric Battlemap*



LiquidMetric definitions:

- **Spreads** measure the bid to offer spread of the best visible orders in the book. The result is averaged over the stocks in the index and is based on measurements of the order book every 30 seconds. The value for the spread is quoted in basis points (0.01%).
- **Market depth** measures the amount of visible liquidity (bids and offers) in the order book within 10 and 50 BPS of mid price. The result is averaged over the stocks in the index and is based on measurements of the order book every 30 seconds. This is quoted in '000s of EUR.
- **Best Price %** measures how often each venue posts an absolute best price (no ties) for stocks. The result is averaged over the stocks in the index and is based on measurements of the order book every 5 seconds.

LiquidMetric
Best Execution, Quantified

AQUIS[®]
EXCHANGE

*Statistics relating to spreads and book depths have been sourced from LiquidMetric.

© Aquis Exchange Limited 2015. Aquis Exchange Limited is authorised and regulated by the Financial Conduct Authority. This report is for general information only and does not constitute investment advice or an offer, solicitation or recommendation to acquire or dispose of any investment or to engage in any other transaction. Although care is taken to ensure that the information is accurate and up to date, Aquis cannot accept any responsibility for mistakes or omissions.