

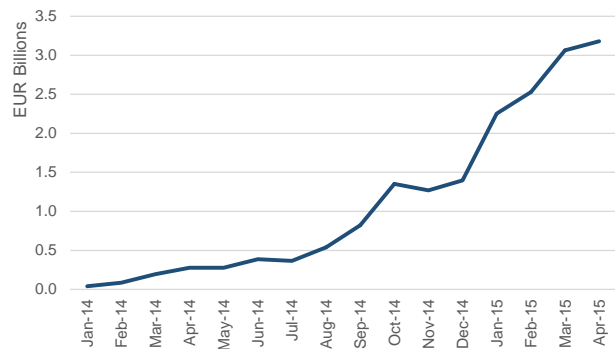
## Aquis Exchange Monthly Statistics

Month: Apr-2015  
 Value traded (EUR): € 3,179,772,554  
 Volume (no. of shares): 282,831,410

### Trading by Market

Market	Value traded
London	€ 1,215,798,330
Frankfurt	€ 446,563,050
Zurich	€ 382,491,960
Milan	€ 313,290,500
Stockholm	€ 255,643,730
Paris	€ 228,497,860
Amsterdam	€ 115,633,760
Oslo	€ 81,339,330
Copenhagen	€ 61,938,920
Helsinki	€ 58,317,660
Brussels	€ 14,144,470
Lisbon	€ 6,112,980

### Aquis Exchange value traded per month



### Top Stocks by Value (EUR)

Stock	Symbol	Value traded
UniCredit SpA	UCGm	€ 52,122,890
Intesa Sanpaolo SpA	ISPM	€ 50,634,170
WPP PLC	WPPI	€ 50,161,430
Royal Dutch Shell PLC	RDSBI	€ 48,840,170
Novartis AG	NOVNz	€ 48,397,620
ING Groep NV	INGAa	€ 47,735,200
Nestle SA	NESNz	€ 47,641,840
Unilever PLC	ULVRI	€ 44,959,700
Bayer AG	BAYNd	€ 41,194,780
Imperial Tobacco Group PLC	IMTI	€ 40,923,170

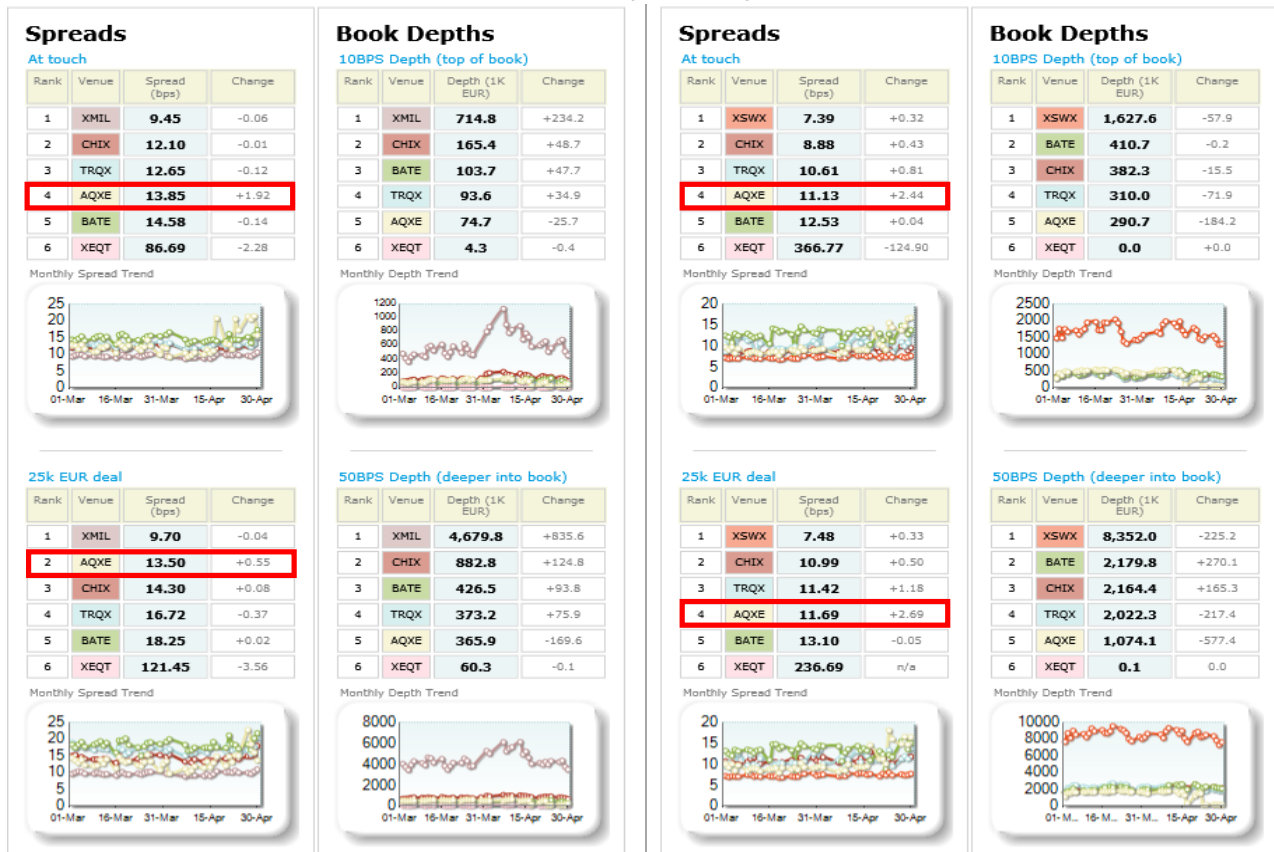
### Market Share Highlights

Stock	Market Share	Date
Kuehne + Nagel International	10.0%	22-Apr
IMI PLC	8.2%	30-Apr
Fred Olsen Energy ASA	8.0%	10-Apr
Securitas AB	7.0%	14-Apr
BAE Systems PLC	6.8%	21-Apr
Tele2 AB	6.5%	08-Apr
Telecom Italia SpA	6.1%	09-Apr
Volvo AB	6.0%	08-Apr
REC Silicon ASA	5.8%	23-Apr
Babcock International Group PLC	5.3%	10-Apr

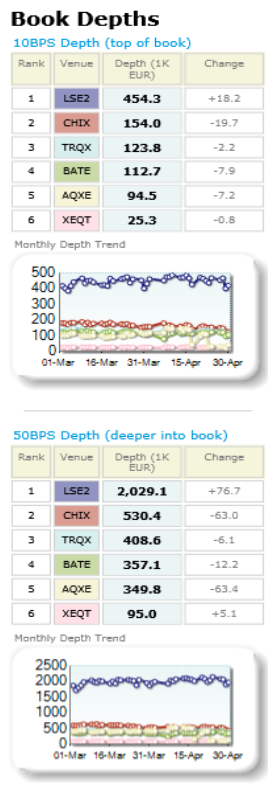
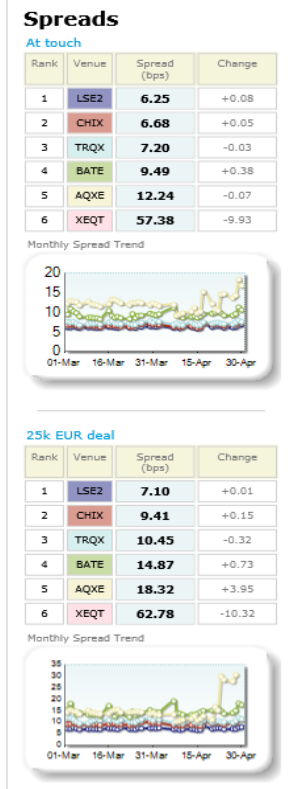
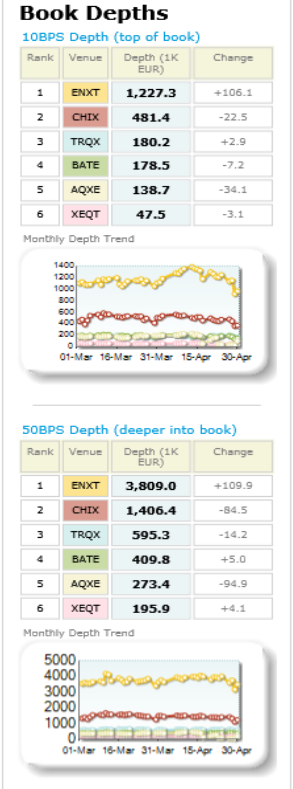
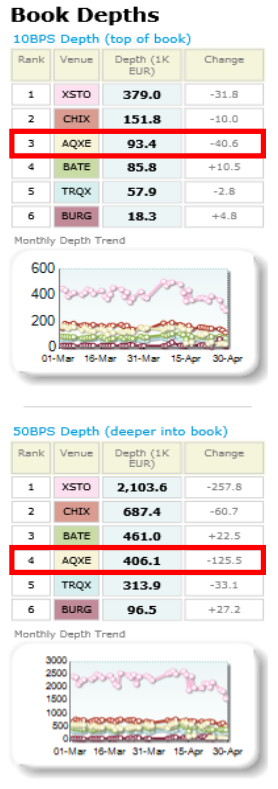
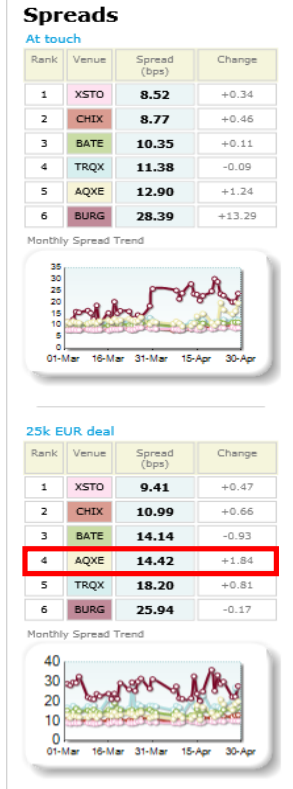
### MIB 40 LiquidMetrix Battlemat\*

### SMI 20 LiquidMetrix Battlemat\*

Period: 01-Apr-2015 to 30-Apr-2015



Period 01-Apr-2015 to 30-Apr-2015



**LiquidMetrix definitions:**

Spreads measure the bid to offer spread of the best visible orders in the book. The result is averaged over the stocks in the index and is based on measurements of the order book every 30 seconds. The value for the spread is quoted in basis points (0.01%).

Market depth measures the amount of visible liquidity (bids and offers) in the order book within 10 and 50 BPS of mid price. The result is averaged over the stocks in the index and is based on measurements of the order book every 30 seconds. This is quoted in '000s of EUR.

\*Statistics relating to spreads and book depths have been sourced from LiquidMetrix.