

Aquis Exchange Monthly Statistics

Month: Feb-2016
 Value traded (EUR): € 5,995,146,914
 Volume (no. of shares): 675,183,444

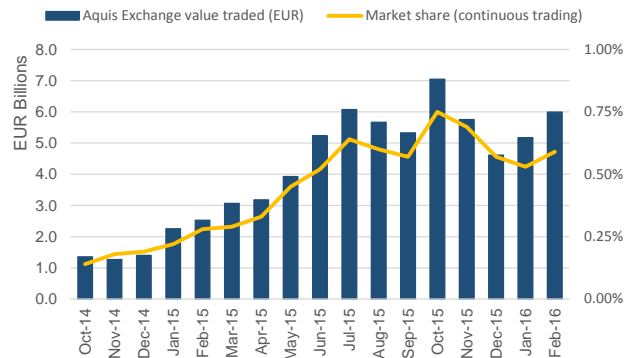
Trading by Market

Market	Value Traded
London	€ 1,490,269,720
Zurich	€ 1,135,794,780
Frankfurt	€ 807,199,340
Paris	€ 644,422,000
Milan	€ 617,957,790
Stockholm	€ 437,662,770
Amsterdam	€ 326,844,610
Helsinki	€ 127,017,430
Brussels	€ 115,947,980
Copenhagen	€ 115,925,550
Oslo	€ 106,667,970
Madrid	€ 55,449,340
Lisbon	€ 13,987,650

Monthly Top Stocks by Value (EUR)

Stock	Symbol	Value Traded
Nestle SA	NESNz	€ 230,551,180
Novartis AG	NOVNz	€ 186,727,750
Intesa Sanpaolo SpA	ISPM	€ 103,332,280
ING Groep NV	INGAa	€ 98,793,260
Roche Holding AG	ROGz	€ 92,572,720
Allianz SE	ALVd	€ 88,651,930
Nokia OYJ	NOKIAh	€ 75,393,070
UBS Group AG	UBSGz	€ 68,982,980
Deutsche Telekom AG	DTEd	€ 66,414,590
Bayer AG	BAYNd	€ 66,186,010

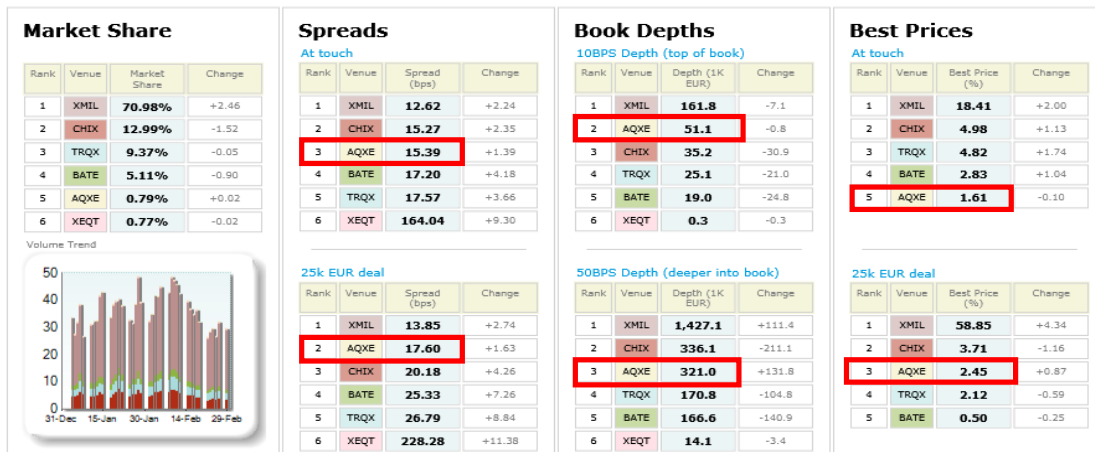
Aquis Exchange value traded per month



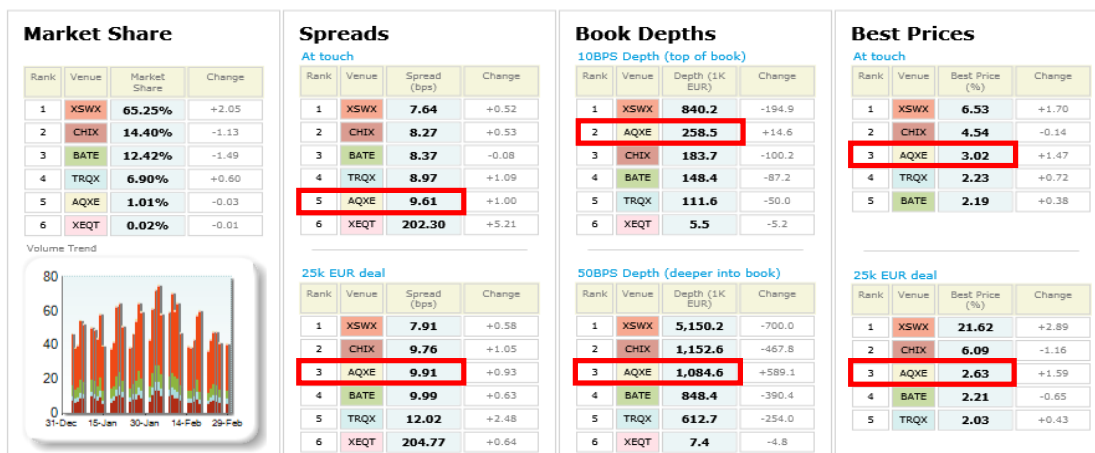
Monthly Top Stocks by Market Share (continuous trading)

Stock	Symbol	Market Share
Logitech International SA	LOGNZ	2.6%
Rexam PLC	REXI	2.5%
Barry Callebaut AG	BARNz	2.4%
Securitas AB	SECUBs	2.3%
Capita PLC	CPIL	2.3%
Carlsberg A/S	CARLbc	2.2%
Svenska Handelsbanken AB	SHBAs	2.1%
Experian PLC	EXPNI	2.1%
British Land Co PLC	BLNDI	2.1%
Adecco SA	ADENZ	2.0%

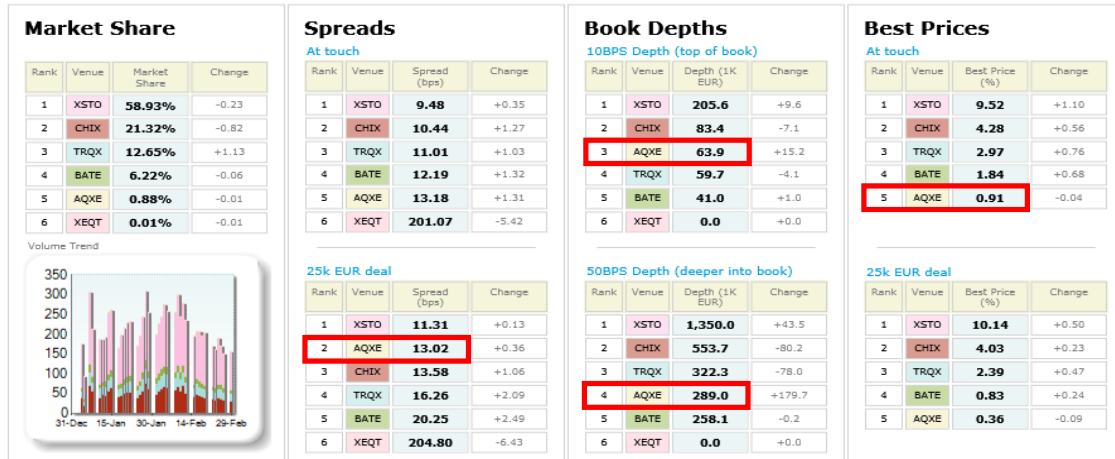
MIB 40 LiquidMetrix Battlemat*



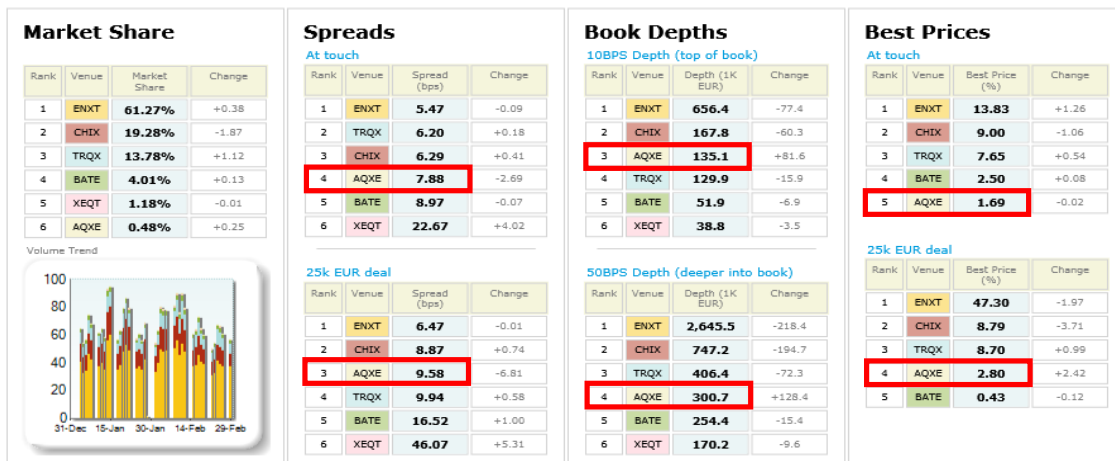
SMI 20 LiquidMetrix Battlemat*



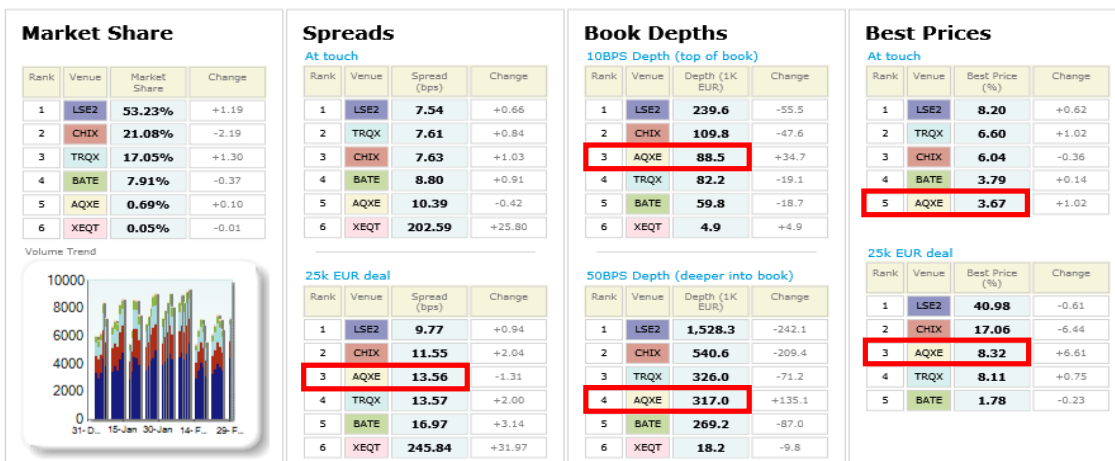
OMX S30 LiquidMetrix Battlemap*



CAC 40 LiquidMetrix Battlemap*



FTSE 100 LiquidMetrix Battlemap*



LiquidMetrix definitions:

- **Spreads** measure the bid to offer spread of the best visible orders in the book. The result is averaged over the stocks in the index and is based on measurements of the order book every 30 seconds. The value for the spread is quoted in basis points (0.01%).
- **Market depth** measures the amount of visible liquidity (bids and offers) in the order book within 10 and 50 BPS of mid price. The result is averaged over the stocks in the index and is based on measurements of the order book every 30 seconds. This is quoted in '000s of EUR.
- **Best Price %** measures how often each venue posts an absolute best price (no ties) for stocks. The result is averaged over the stocks in the index and is based on measurements of the order book every 5 seconds.

*Statistics relating to spreads and book depths have been sourced from LiquidMetrix.

© Aquis Exchange Limited 2015. Aquis Exchange Limited is authorised and regulated by the Financial Conduct Authority. This report is for general information only and does not constitute investment advice or an offer, solicitation or recommendation to acquire or dispose of any investment or to engage in any other transaction. Although care is taken to ensure that the information is accurate and up to date, Aquis cannot accept any responsibility for mistakes or omissions.