

Aquis Exchange Monthly Statistics

Month: Feb-2015
 Value traded (EUR): € 2,527,467,342
 Volume (no. of shares): 248,251,372

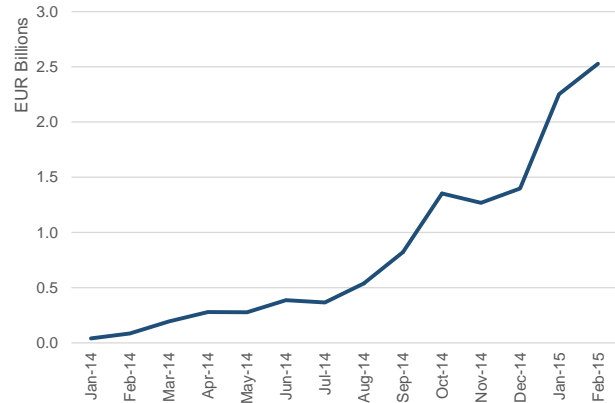
Trading by Market

Market	Value traded
London	€ 675,050,330
Zurich VTX	€ 539,321,040
Milan	€ 379,138,520
Stockholm	€ 277,809,210
Frankfurt	€ 263,491,760
Paris	€ 138,404,720
Amsterdam	€ 88,181,050
Copenhagen	€ 72,081,660
Oslo	€ 50,966,220
Helsinki	€ 37,223,070
Lisbon	€ 3,651,040
Brussels	€ 2,148,720

Top Stocks by Value (EUR)

Stock	Symbol	Value traded
Novartis AG	NOVNZ	€ 98,597,320
Roche Holding AG	ROGz	€ 89,289,050
Nestle SA	NESNz	€ 76,527,630
UniCredit SpA	UCGm	€ 74,528,650
Intesa Sanpaolo SpA	ISPm	€ 68,874,830
Nordea Bank AB	NDAs	€ 51,450,710
ING Groep NV	INGAa	€ 48,187,070
Telecom Italia SpA	TITm	€ 40,412,770
ABB Ltd	ABBNz	€ 39,829,860
UBS Group AG	UBSGz	€ 38,289,150

Aquis Exchange value traded per month



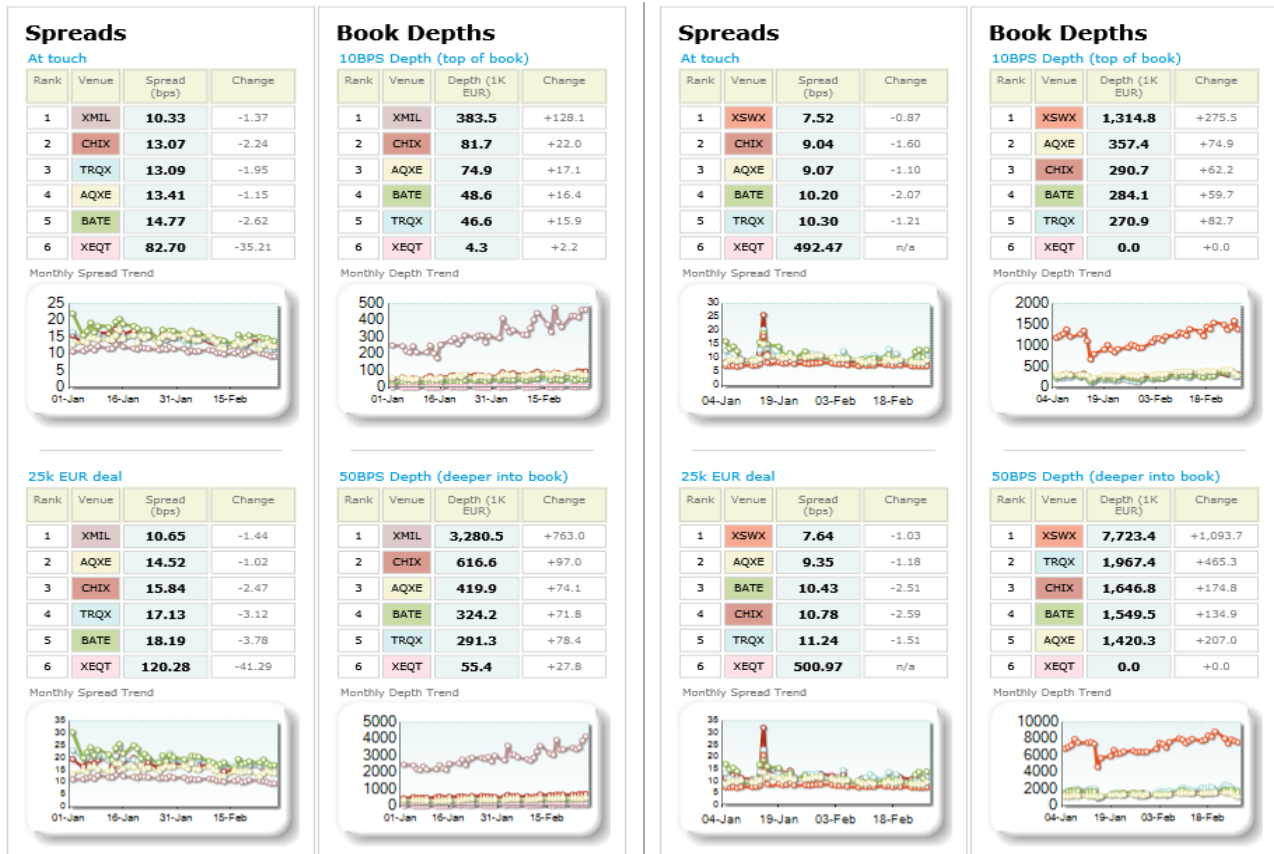
Market Share Highlights

Stock	Market Share	Date
Luxtottica Group SpA	7.8%	10-Feb
Skandinaviska Enskilda Banken	4.6%	13-Feb
Telecom Italia SpA	4.6%	02-Feb
Atlas Copco AB B	4.5%	05-Feb
TeliaSonera AB (Sweden)	4.5%	13-Feb
Babcock International Group PLC	4.3%	17-Feb
BAE Systems PLC	4.0%	09-Feb
Skanska AB	4.0%	11-Feb
Novartis AG	3.9%	19-Feb
Nordea Bank AB (Sweden)	3.9%	11-Feb

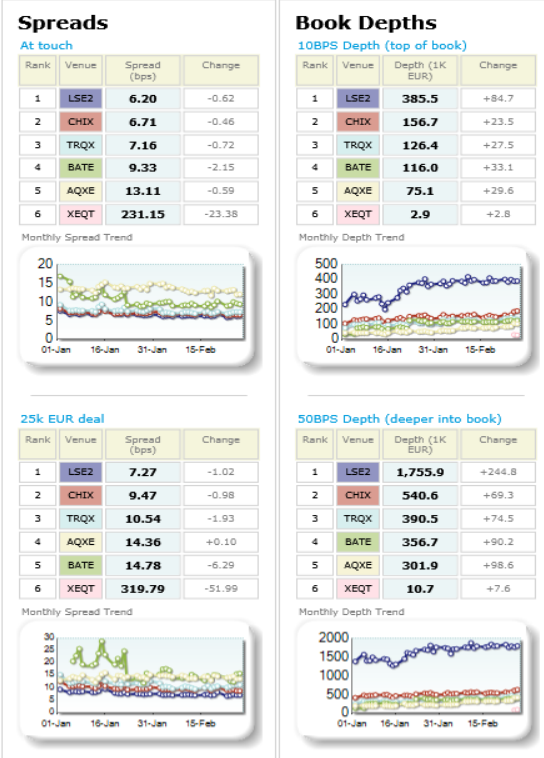
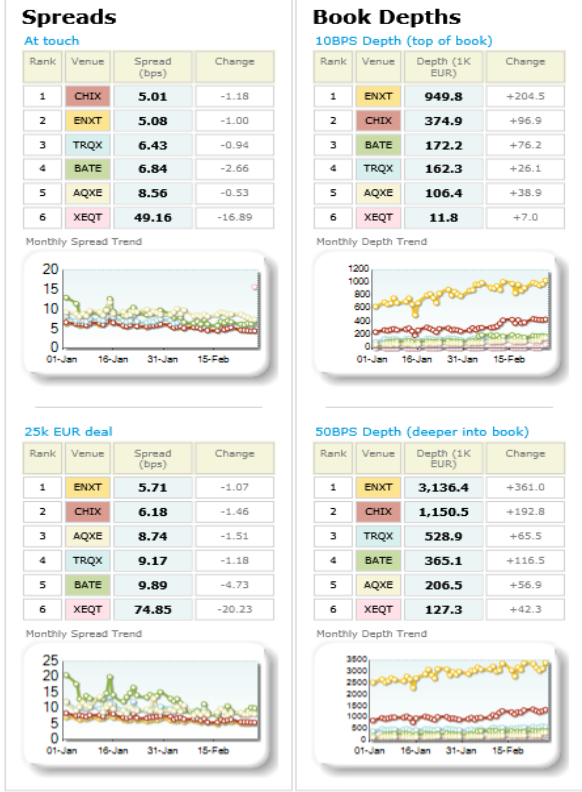
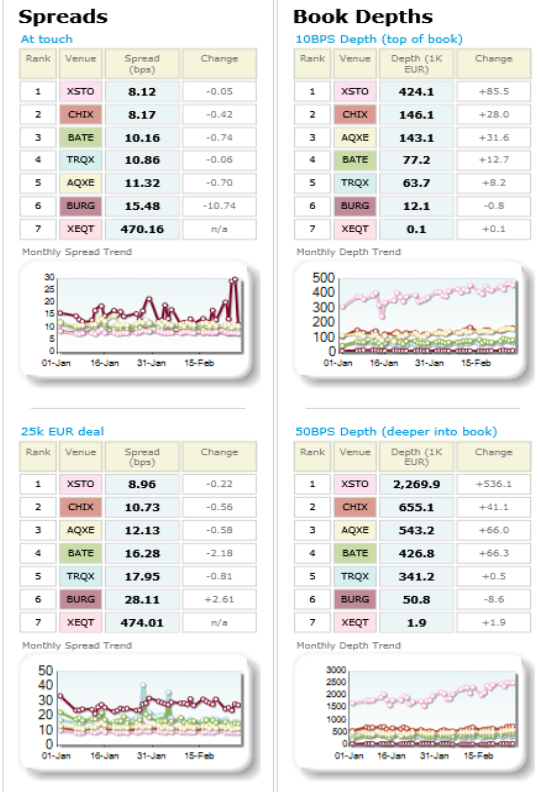
MIB 40 LiquidMetrix Battlemap*

SMI 20 LiquidMetrix Battlemap*

Period: 01-Feb-2015 to 28-Feb-2015



Period 01-Feb-2015 to 28-Feb-2015



LiquidMetrix definitions:

Spreads measure the bid to offer spread of the best visible orders in the book. The result is averaged over the stocks in the index and is based on measurements of the order book every 30 seconds. The value for the spread is quoted in basis points (0.01%).

Market depth measures the amount of visible liquidity (bids and offers) in the order book within 10 and 50 BPS of mid price. The result is averaged over the stocks in the index and is based on measurements of the order book every 30 seconds. This is quoted in '000s of EUR.

*Statistics relating to spreads and book depths have been sourced from LiquidMetrix.

© Aquis Exchange Limited 2015. Aquis Exchange Limited is authorised and regulated by the Financial Conduct Authority. This report is for general information only and does not constitute investment advice or an offer, solicitation or recommendation to acquire or dispose of any investment or to engage in any other transaction. Although care is taken to ensure that the information is accurate and up to date, Aquis cannot accept any responsibility for mistakes or omissions.