

Aquis Exchange Monthly Statistics

Month: Jan-2016
 Value traded (EUR): € 5,171,623,569
 Volume (no. of shares): 515,566,641

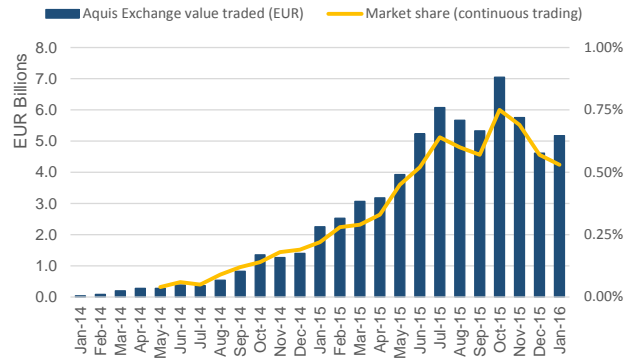
Trading by Market

Market	Value Traded
London	€ 1,221,474,500
Zurich	€ 1,082,017,740
Frankfurt	€ 928,483,080
Milan	€ 560,109,730
Stockholm	€ 418,324,170
Paris	€ 317,535,480
Amsterdam	€ 191,635,710
Helsinki	€ 134,018,930
Oslo	€ 96,882,740
Copenhagen	€ 90,086,820
Brussels	€ 59,885,630
Madrid	€ 51,011,400
Lisbon	€ 20,157,660

Monthly Top Stocks by Value (EUR)

Stock	Symbol	Value Traded
Novartis AG	NOVNz	€ 213,392,800
Nestle SA	NESNz	€ 179,987,260
Roche Holding AG	ROGz	€ 160,858,850
Royal Dutch Shell PLC	RDSBz	€ 126,186,060
Bayer AG	BAYNd	€ 102,457,110
Intesa Sanpaolo SpA	ISPm	€ 91,836,800
Allianz SE	ALVd	€ 84,964,900
Nokia OYJ	NOKIAh	€ 84,252,500
BHP Billiton PLC	BLTI	€ 64,601,840
Bayerische Motoren Werke AG	BMWd	€ 53,960,680

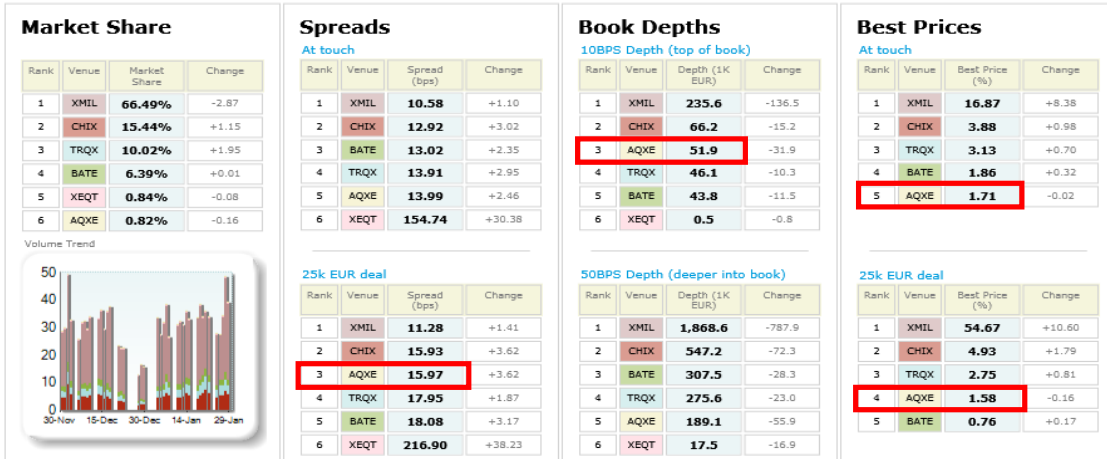
Aquis Exchange value traded per month



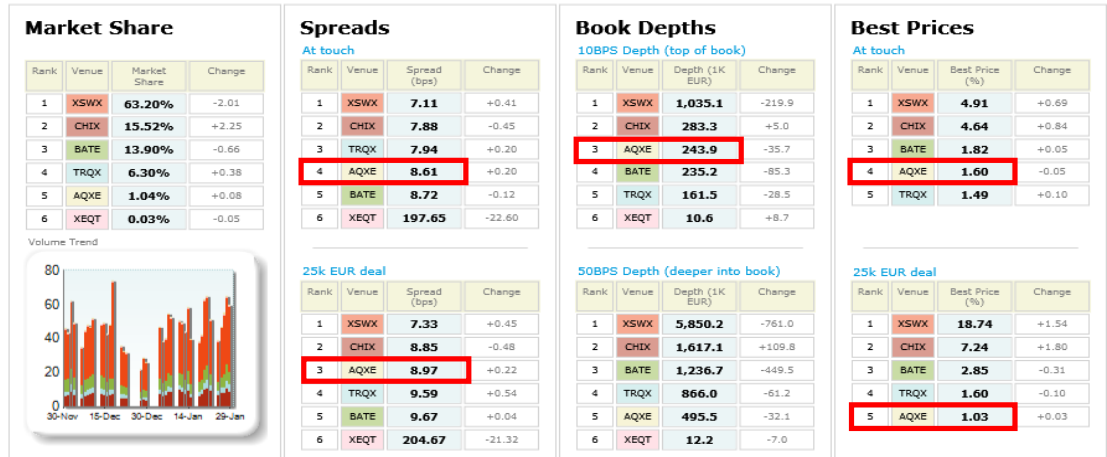
Monthly Top Stocks by Market Share (continuous trading)

Stock	Symbol	Market Share
Vedanta Resources PLC	VEDI	4.8%
Tele2 AB	TEL2Bs	4.1%
Royal Bank of Scotland Group PLC	RBSI	3.5%
British Land Co PLC	BLNDI	2.3%
Compass Group PLC	CPGI	2.3%
Svenska Handelsbanken AB	SHBAs	2.2%
A2A SpA	A2Am	2.2%
Lafarge Holcim Ltd	LHNp	1.9%
Actelion Ltd	ATLNz	1.9%
Nokia OYJ	NOKIAh	1.8%

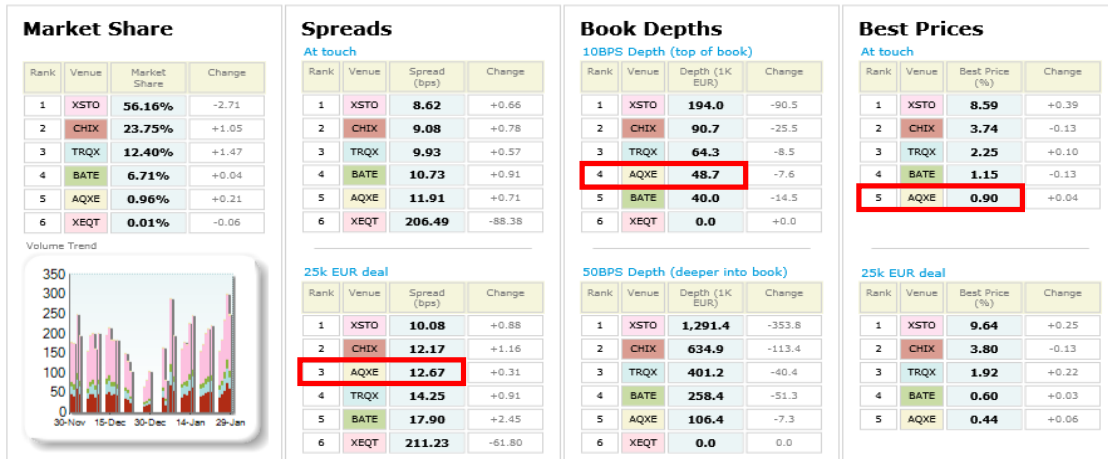
MIB 40 LiquidMetrix Battlemat*



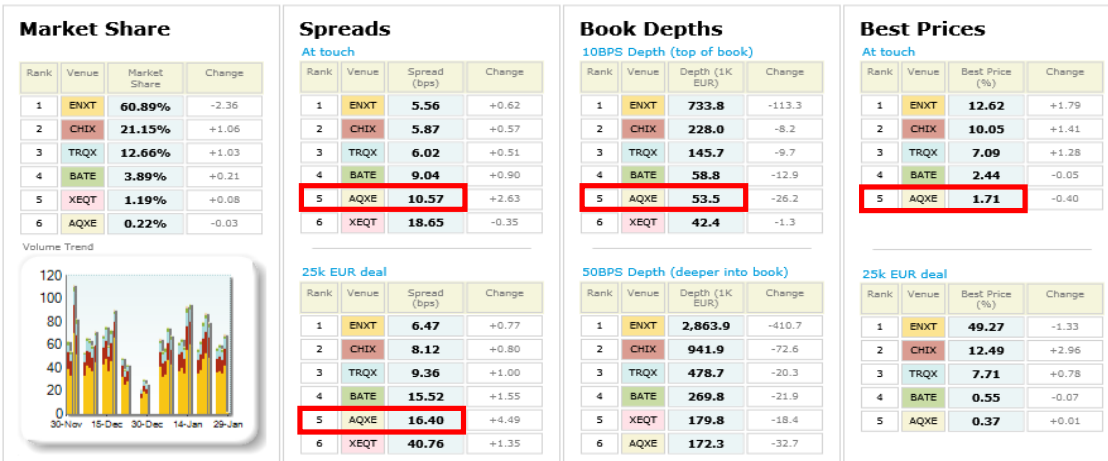
SMI 20 LiquidMetrix Battlemat*



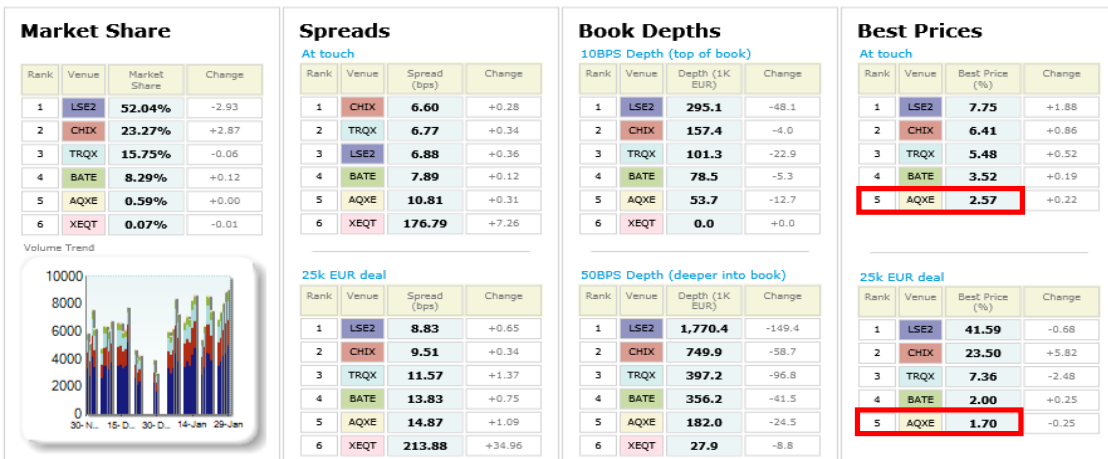
OMX S30 LiquidMetrix Battlemap*



CAC 40 LiquidMetrix Battlemap*



FTSE 100 LiquidMetrix Battlemap*



LiquidMetrix definitions:

- **Spreads** measure the bid to offer spread of the best visible orders in the book. The result is averaged over the stocks in the index and is based on measurements of the order book every 30 seconds. The value for the spread is quoted in basis points (0.01%).
- **Market depth** measures the amount of visible liquidity (bids and offers) in the order book within 10 and 50 BPS of mid price. The result is averaged over the stocks in the index and is based on measurements of the order book every 30 seconds. This is quoted in '000s of EUR.
- **Best Price %** measures how often each venue posts an absolute best price (no ties) for stocks. The result is averaged over the stocks in the index and is based on measurements of the order book every 5 seconds.

*Statistics relating to spreads and book depths have been sourced from LiquidMetrix.

© Aquis Exchange Limited 2015. Aquis Exchange Limited is authorised and regulated by the Financial Conduct Authority. This report is for general information only and does not constitute investment advice or an offer, solicitation or recommendation to acquire or dispose of any investment or to engage in any other transaction. Although care is taken to ensure that the information is accurate and up to date, Aquis cannot accept any responsibility for mistakes or omissions.